

## YAS MOTOR RACING CLUB JAN 2018

### FORMULA 4 UAE Final results QUALIFYING

17 - 20 January 2018  
North - 3200 mtr.




Pos	Nbr	Name	Fastest	In	Gap	Diff	Laps	Km/h
1	27	David SCHUMACHER	<b>1:10.128</b>	<b>11</b>			13	164.27
2	64	Olli CALDWELL	<b>1:10.145</b>	<b>14</b>	0.017	0.017	16	164.23
3	88	Charles WEERTS	<b>1:10.289</b>	<b>5</b>	0.161	0.144	14	163.89
4	95	Tom BECKHAUSER	<b>1:10.415</b>	<b>14</b>	0.287	0.126	15	163.60
5	8	Lucas Alecco ROY	<b>1:10.420</b>	<b>10</b>	0.292	0.005	13	163.59
6	888	Amaury CORDEEL	<b>1:10.487</b>	<b>9</b>	0.359	0.067	11	163.43
7	9	Petr PTACEK	<b>1:10.563</b>	<b>14</b>	0.435	0.076	15	163.26
8	22	Lucas PETERSSON	<b>1:10.583</b>	<b>13</b>	0.455	0.020	13	163.21
9	21	Patrik PASMA	<b>1:10.700</b>	<b>14</b>	0.572	0.117	15	162.94
10	42	Edoardo MORRICONE	<b>1:11.234</b>	<b>11</b>	1.106	0.534	15	161.72

Fastest time : 1:10.128 in lap 11 by nbr. 27 : David SCHUMACHER ()

**Publication-time**

Results and lap times : [www.getraceresults.com](http://www.getraceresults.com)

Timekeeping by : Time Service BV - Holland

Steward 	Steward 	Steward 	<b>RICHARD MILLE</b>
Page 1 of 1			



## FORMULA 4 UAE

### Sector analyse - QUALIFYING

17 - 20 January 2018  
North - 3200 mtr.

Pos	Nbr	Name / Team name	Sector 1			Sector 2			Sector 3			Theoretical best	Actual best	In
			time	Lap	pos	time	Lap	pos	time	Lap	pos			
1	27	David SCHUMACHER	23.587	11	1	32.296	11	1	14.245	11	8	1:10.128	<b>1:10.128</b>	<b>11</b>
2	64	Olli CALDWELL	23.592	14	2	32.392	14	2	14.153	12	3	1:10.137	<b>1:10.145</b>	<b>14</b>
3	88	Charles WEERTS	23.597	13	3	32.458	8	5	14.105	14	1	1:10.160	<b>1:10.289</b>	<b>5</b>
4	95	Tom BECKHAUSER	23.651	10	6	32.515	14	8	14.164	13	4	1:10.330	<b>1:10.415</b>	<b>14</b>
5	8	Lucas Alecco ROY	23.616	12	4	32.432	4	3	14.244	4	7	1:10.292	<b>1:10.420</b>	<b>10</b>
6	888	Amaury CORDEEL	23.627	6	5	32.436	5	4	14.120	9	2	1:10.183	<b>1:10.487</b>	<b>9</b>
7	9	Petr PTACEK	23.743	14	8	32.612	14	9	14.173	11	5	1:10.528	<b>1:10.563</b>	<b>14</b>
8	22	Lucas PETERSSON	23.739	13	7	32.488	13	6	14.246	11	9	1:10.473	<b>1:10.583</b>	<b>13</b>
9	21	Patrik PASMA	23.753	15	9	32.503	12	7	14.191	15	6	1:10.447	<b>1:10.700</b>	<b>14</b>
10	42	Edoardo MORRICONE	23.886	13	10	32.770	11	10	14.397	15	10	1:11.053	<b>1:11.234</b>	<b>11</b>

## FORMULA 4 UAE

### Laps and Sector Times - QUALIFYING

17 - 20 January 2018  
North - 3200 mtr.

8		Lucas Alecco ROY																	
lap	Sect-1	Speed	Sect-2	Speed	Sect-3	Speed	TopSpeed	laptime	pit	lap	Sect-1	Speed	Sect-2	Speed	Sect-3	Speed	Topspeed	laptime	pit
1	25.271		35.190		15.057			1:15.518		8	24.214		32.653		14.349			1:11.216	
2	24.184		33.494		14.580			1:12.258		9	23.681		32.493		14.279			1:10.453	
3	23.900		32.840		14.373			1:11.113		10	23.675		32.486		14.259			1:10.420	
4	23.822		<u>32.432</u>		<u>14.244</u>			1:10.498		11	23.689		32.475		14.319			1:10.483	
5	23.700		32.548		14.497			1:10.745		12	<u>23.616</u>		32.665		14.411			1:10.692	
6	23.723		32.536		14.466			1:10.725		13	23.710		32.443		14.271			1:10.424	
7	23.705		32.639		17.535			1:13.879		14									

9		Petr PTACEK																	
lap	Sect-1	Speed	Sect-2	Speed	Sect-3	Speed	TopSpeed	laptime	pit	lap	Sect-1	Speed	Sect-2	Speed	Sect-3	Speed	Topspeed	laptime	pit
1	25.224		37.708		15.769			1:18.701		9	26.737		38.900		15.154			1:20.791	
2	26.620		37.960		15.134			1:19.714		10	23.864		32.792		14.250			1:10.906	
3	24.309		36.443		14.719			1:15.471		11	23.868		32.643		<u>14.173</u>			1:10.684	
4	24.085		33.193		14.402			1:11.680		12	23.980		36.392		14.653			1:15.025	
5	23.993		32.912		14.303			1:11.208		13	23.867		32.742		14.217			1:10.826	
6	24.023		32.787		14.249			1:11.059		14	<u>23.743</u>		<u>32.612</u>		14.208			<u>1:10.563</u>	
7	23.932		32.749		14.264			1:10.945		15	23.811		32.660		14.528			1:10.999	
8	23.894		32.689		14.205			1:10.788		16									

21		Patrik PASMA																	
lap	Sect-1	Speed	Sect-2	Speed	Sect-3	Speed	TopSpeed	laptime	pit	lap	Sect-1	Speed	Sect-2	Speed	Sect-3	Speed	Topspeed	laptime	pit
1	26.036		43.725		18.876			1:28.637		9	23.859		32.609		14.334			1:10.802	
2	25.179		37.170		14.836			1:17.185		10	25.263		36.109		14.401			1:15.773	
3	24.162		33.334		14.879			1:12.375		11	23.997		32.563		14.511			1:11.071	
4	24.686		37.886		15.294			1:17.866		12	23.983		<u>32.503</u>		14.251			1:10.737	
5	24.442		33.116		15.179			1:12.737		13	23.843		32.683		14.268			1:10.794	
6	24.086		32.812		14.486			1:11.384		14	23.770		32.699		14.231			<u>1:10.700</u>	
7	23.915		32.637		14.533			1:11.085		15	<u>23.753</u>		32.860		<u>14.191</u>			1:10.804	
8	23.870		32.661		14.385			1:10.916		16									

22		Lucas PETERSSON																	
lap	Sect-1	Speed	Sect-2	Speed	Sect-3	Speed	TopSpeed	laptime	pit	lap	Sect-1	Speed	Sect-2	Speed	Sect-3	Speed	Topspeed	laptime	pit
1	26.546		39.323		16.445			1:22.314		8	24.066		32.691		14.479			1:11.236	
2	26.415		37.841		15.770			1:20.026		9	23.881		32.821		14.439			1:11.141	
3	25.035		39.625		14.958			1:19.618		10	24.042		32.665		14.296			1:11.003	
4	24.552		33.222		17.228			1:15.002		11	23.860		32.550		<u>14.246</u>			1:10.656	
5	25.724		33.249					1:21.558		12	23.754		32.579		14.282			1:10.615	
6	Out		36.120		16.417			2:43.808 P		13	<u>23.739</u>		<u>32.488</u>		14.356			<u>1:10.583</u>	
7	24.366		33.063		14.537			1:11.966		14									

27		David SCHUMACHER																	
lap	Sect-1	Speed	Sect-2	Speed	Sect-3	Speed	TopSpeed	laptime	pit	lap	Sect-1	Speed	Sect-2	Speed	Sect-3	Speed	Topspeed	laptime	pit
1	24.809		33.932		14.671			1:13.412		8	23.608		36.528		15.493			1:15.629	
2	24.224		33.241		15.282			1:12.747		9	23.608		32.482		14.311			1:10.401	
3	23.747		42.343		15.876			1:21.966		10	23.629		32.386		14.472			1:10.487	
4	23.775		32.511		14.455			1:10.741		11	<u>23.587</u>		<u>32.296</u>		<u>14.245</u>			<u>1:10.128</u>	
5	23.799		32.462		14.258			1:10.519		12	23.744		35.857		15.329			1:14.930	
6	23.601		32.502		14.248			1:10.351		13	23.603		32.421					1:13.448	
7	23.640		32.399		14.270			1:10.309		14									

42		Edoardo MORRICONE																	
lap	Sect-1	Speed	Sect-2	Speed	Sect-3	Speed	TopSpeed	laptime	pit	lap	Sect-1	Speed	Sect-2	Speed	Sect-3	Speed	Topspeed	laptime	pit
1	27.476		35.406		16.211			1:19.093		9	23.954		32.889		14.498			1:11.341	
2	27.061		36.516		15.575			1:19.152		10	24.061		32.853		14.466			1:11.380	
3	25.712		34.061		15.194			1:14.967		11	23.994		<u>32.770</u>		14.470			<u>1:11.234</u>	
4	25.096		33.556		14.942			1:13.594		12	23.959		33.024		14.544			1:11.527	
5	24.457		33.169		14.691			1:12.317		13	<u>23.886</u>		32.969		14.643			1:11.498	
6	24.101		32.977		14.568			1:11.646		14	23.935		33.066		14.524			1:11.525	
7	23.930		32.926		14.570			1:11.426		15	23.958		32.889		<u>14.397</u>			1:11.244	
8	24.008		32.881		14.512			1:11.401		16									

## FORMULA 4 UAE

### Laps and Sector Times - QUALIFYING

17 - 20 January 2018  
North - 3200 mtr.

<b>64 Olli CALDWELL</b>																			
lap	Sect-1	Speed	Sect-2	Speed	Sect-3	Speed	TopSpeed	laptime	pit	lap	Sect-1	Speed	Sect-2	Speed	Sect-3	Speed	Topspeed	laptime	pit
1	25.645		34.308		14.985			1:14.938		9	23.833		32.600		14.260			1:10.693	
2	24.465		33.144		14.607			1:12.216		10	23.819		32.524		14.259			1:10.602	
3	24.753		33.518		14.594			1:12.865		11	23.680		32.526		14.363			1:10.569	
4	24.134		32.761		14.334			1:11.229		12	23.678		32.413		<u>14.153</u>			1:10.244	
5	24.052		32.720		15.009			1:11.781		13	23.662		32.484		14.208			1:10.354	
6	23.998		32.708		14.218			1:10.924		14	<u>23.592</u>		<u>32.392</u>		14.161			<u>1:10.145</u>	
7	23.864		32.655		14.461			1:10.980		15	23.786		32.861		14.312			1:10.959	
8	23.806		32.742		14.210			1:10.758		16	23.730		32.478		14.189			1:10.397	

<b>88 Charles WEERTS</b>																			
lap	Sect-1	Speed	Sect-2	Speed	Sect-3	Speed	TopSpeed	laptime	pit	lap	Sect-1	Speed	Sect-2	Speed	Sect-3	Speed	Topspeed	laptime	pit
1	25.933		36.431		14.562			1:16.926		8	23.603		<u>32.458</u>		14.294			1:10.355	
2	24.410		34.376		14.429			1:13.215		9	23.647		32.531		14.210			1:10.388	
3	23.645		32.586		14.219			1:10.450		10	23.626		32.520		14.175			1:10.321	
4	23.869		32.461		14.288			1:10.618		11	23.622		32.586		14.156			1:10.364	
5	23.618		32.508		14.163			<u>1:10.289</u>		12	23.622		32.557		14.150			1:10.329	
6	23.684		32.565		14.180			1:10.429		13	<u>23.597</u>		32.588		14.173			1:10.358	
7	23.609		32.576		14.318			1:10.503		14	23.844		32.546		<u>14.105</u>			1:10.495	

<b>95 Tom BECKHAUSER</b>																			
lap	Sect-1	Speed	Sect-2	Speed	Sect-3	Speed	TopSpeed	laptime	pit	lap	Sect-1	Speed	Sect-2	Speed	Sect-3	Speed	Topspeed	laptime	pit
1	25.935		35.355		15.184			1:16.474		9	23.684		32.532		14.230			1:10.446	
2	24.760		34.636		14.635			1:14.031		10	<u>23.651</u>		32.627		14.281			1:10.559	
3	23.986		32.747		14.358			1:11.091		11	23.667		34.241		15.478			1:13.386	
4	23.888		32.753		14.732			1:11.373		12	23.722		40.946		15.688			1:20.356	
5	23.919		32.764		14.248			1:10.931		13	23.723		32.618		<u>14.164</u>			1:10.505	
6	23.927		32.672		14.234			1:10.833		14	23.706		<u>32.515</u>		14.194			<u>1:10.415</u>	
7	23.831		32.552		14.233			1:10.616		15	23.696		32.597		14.802			1:11.095	
8	23.829		32.526		14.214			1:10.569		16									

<b>888 Amaury CORDEEL</b>																			
lap	Sect-1	Speed	Sect-2	Speed	Sect-3	Speed	TopSpeed	laptime	pit	lap	Sect-1	Speed	Sect-2	Speed	Sect-3	Speed	Topspeed	laptime	pit
1	25.769		34.484		15.099			1:15.352		7	23.743		32.903		14.207			1:10.853	
2	24.465		34.235		14.690			1:13.390		8	23.706		32.946		14.184			1:10.836	
3	24.175		32.915		14.739			1:11.829		9	23.772		32.595		<u>14.120</u>			<u>1:10.487</u>	
4	23.986		33.254		14.568			1:11.808		10	23.699		32.527		14.689			1:10.915	
5	23.803		<u>32.436</u>		14.252			1:10.491		11	23.957		33.550		14.892			1:12.399	
6	23.627		32.623		14.254			1:10.504		12									