

## YAS MOTOR RACING CLUB JAN 2018

### FORMULA 4 UAE Final results RACE 4

17 - 20 January 2018  
North - 3200 mtr.

Pos	Nbr	Name	Gap	Total time	Fastest	In	Avg. Speed
1	22	Lucas PETERSSON	-- 26 laps --	30:52.886	1:10.528	24	161.65
2	27	David SCHUMACHER	3.391	30:56.277	1:10.477	24	161.35
3	88	Charles WEERTS	3.598	30:56.484	1:10.450	23	161.33
4	8	Lucas Alecco ROY	3.974	30:56.860	1:10.498	19	161.30
5	95	Tom BECKHAUSER	5.644	30:58.530	1:10.687	18	161.15
6	21	Patrik PASMA	13.012	31:05.898	1:10.586	23	160.52
7	42	Edoardo MORRICONE	15.873	31:08.759	1:11.154	24	160.27
8	64	Olli CALDWELL	16.263	31:09.149	1:10.671	7	160.24




Car # 21, 10 Sec. Penalty, Forcing Driver Of Track.

Fastest time : 1:10.450 in lap 23 by nbr. 88 : Charles WEERTS ()

Results and lap times : [www.getraceresults.com](http://www.getraceresults.com)

Timekeeping by : Time Service BV - Holland

**Publication-time**

Steward 	Steward 	Steward 	<b>RICHARD MILLE</b>
Page 1 of 1			

**FORMULA 4 UAE**  
**Sector analyse - RACE 4**
**17 - 20 January 2018**  
**North - 3200 mtr.**

Pos	Nbr	Name / Team name	Sector 1			Sector 2			Sector 3			Theoretical best	Actual best	In
			time	Lap	pos	time	Lap	pos	time	Lap	pos			
1	22	Lucas PETERSSON	23.539	10	5	32.667	13	3	14.198	24	4	1:10.404	<b>1:10.528</b>	<b>24</b>
2	21	Patrik PASMA	23.592	24	7	32.684	23	4	14.221	10	5	1:10.497	<b>1:10.586</b>	<b>23</b>
3	27	David SCHUMACHER	23.509	23	1	32.734	9	6	14.158	24	1	1:10.401	<b>1:10.477</b>	<b>24</b>
4	88	Charles WEERTS	23.509	23	2	32.694	23	5	14.169	21	2	1:10.372	<b>1:10.450</b>	<b>23</b>
5	8	Lucas Alecco ROY	23.532	22	4	32.616	19	2	14.231	25	6	1:10.379	<b>1:10.498</b>	<b>19</b>
6	95	Tom BECKHAUSER	23.558	18	6	32.773	19	7	14.170	26	3	1:10.501	<b>1:10.687</b>	<b>18</b>
7	42	Edoardo MORRICONE	23.644	26	8	32.891	24	8	14.496	24	8	1:11.031	<b>1:11.154</b>	<b>24</b>
8	64	Olli CALDWELL	23.522	8	3	32.548	23	1	14.261	7	7	1:10.331	<b>1:10.671</b>	<b>7</b>

## FORMULA 4 UAE

### Laps and Sector Times - RACE 4

17 - 20 January 2018  
North - 3200 mtr.

8		Lucas Alecco ROY																	
lap	Sect-1	Speed	Sect-2	Speed	Sect-3	Speed	TopSpeed	laptime	pit	lap	Sect-1	Speed	Sect-2	Speed	Sect-3	Speed	Topspeed	laptime	pit
1			33.559		14.692			1:14.950		14	23.707		32.904		14.347			1:10.958	
2	24.008		33.412		15.015			1:12.435		15	23.886		32.876		14.242			1:11.004	
3	24.151		33.590		15.547			1:13.288		16	23.665		32.734		14.308			1:10.707	
4	23.966		33.056		16.565			1:13.587		17	23.593		32.997		14.414			1:11.004	
5	24.226		32.957		14.915			1:12.098		18	23.547		32.791		14.331			1:10.669	
6	24.108		33.062		14.448			1:11.618		19	23.550		<u>32.616</u>		14.332			<u>1:10.498</u>	
7	23.762		32.951		14.396			1:11.109		20	23.593		32.944		14.308			1:10.845	
8	23.790		33.068		14.494			1:11.352		21	23.716		32.790		14.383			1:10.889	
9	23.707		33.000		14.878			1:11.585		22	<u>23.532</u>		32.803		14.315			1:10.650	
10	23.780		32.985		14.435			1:11.200		23	23.684		32.787		14.258			1:10.729	
11	23.631		32.878		14.357			1:10.866		24	23.671		32.709		14.322			1:10.702	
12	23.613		32.913		14.350			1:10.876		25	23.587		32.852		<u>14.231</u>			1:10.670	
13	23.652		33.003		14.303			1:10.958		26	23.680		33.377		14.556			1:11.613	

21		Patrik PASMA																	
lap	Sect-1	Speed	Sect-2	Speed	Sect-3	Speed	TopSpeed	laptime	pit	lap	Sect-1	Speed	Sect-2	Speed	Sect-3	Speed	Topspeed	laptime	pit
1			33.376		14.620			1:15.520		14	23.821		32.928		14.267			1:11.016	
2	23.935		32.879		15.345			1:12.159		15	23.760		32.992		15.033			1:11.785	
3	24.154		33.199		15.046			1:12.399		16	23.731		32.905		14.697			1:11.333	
4	23.940		33.096		14.599			1:11.635		17	23.821		32.836		14.437			1:11.094	
5	23.811		32.936		14.386			1:11.133		18	23.703		32.772		14.258			1:10.733	
6	23.771		32.923		14.631			1:11.325		19	23.680		32.802		14.295			1:10.777	
7	23.795		32.934		14.299			1:11.028		20	23.626		32.805		14.305			1:10.736	
8	23.688		32.899		14.274			1:10.861		21	23.628		32.744		14.241			1:10.613	
9	23.704		32.872		14.282			1:10.858		22	23.731		32.806		14.262			1:10.799	
10	23.765		32.918		<u>14.221</u>			1:10.904		23	23.631		<u>32.684</u>		14.271			<u>1:10.586</u>	
11	23.701		32.966		14.315			1:10.982		24	<u>23.592</u>		32.923		14.316			1:10.831	
12	23.769		33.020		15.107			1:11.896		25	23.652		32.924		14.642			1:11.218	
13	24.058		32.982		14.347			1:11.387		26	24.478		33.019		14.793			1:12.290	

22		Lucas PETERSSON																	
lap	Sect-1	Speed	Sect-2	Speed	Sect-3	Speed	TopSpeed	laptime	pit	lap	Sect-1	Speed	Sect-2	Speed	Sect-3	Speed	Topspeed	laptime	pit
1			33.521		14.912			1:15.770		14	23.652		32.823		14.399			1:10.874	
2	24.075		33.592		15.212			1:12.879		15	23.614		33.013		14.345			1:10.972	
3	24.580		32.958		15.342			1:12.880		16	23.657		33.127		14.556			1:11.340	
4	23.783		32.882		14.567			1:11.232		17	23.685		32.862		14.552			1:11.099	
5	23.596		32.861		14.507			1:10.964		18	23.659		32.887		14.303			1:10.849	
6	23.733		32.945		14.311			1:10.989		19	23.606		32.684		14.544			1:10.834	
7	23.916		32.836		14.548			1:11.300		20	23.683		32.807		14.338			1:10.828	
8	23.630		32.964		14.320			1:10.914		21	23.718		32.870		14.305			1:10.893	
9	23.640		32.817		14.286			1:10.743		22	23.627		32.915		14.399			1:10.941	
10	<u>23.539</u>		32.722		14.330			1:10.591		23	23.571		32.955		14.288			1:10.814	
11	23.694		32.805		14.417			1:10.916		24	23.621		32.709		<u>14.198</u>			<u>1:10.528</u>	
12	23.666		32.791		14.542			1:10.999		25	23.609		32.784		14.394			1:10.787	
13	23.666		<u>32.667</u>		14.352			1:10.685		26	23.726		32.968		14.571			1:11.265	

27		David SCHUMACHER																	
lap	Sect-1	Speed	Sect-2	Speed	Sect-3	Speed	TopSpeed	laptime	pit	lap	Sect-1	Speed	Sect-2	Speed	Sect-3	Speed	Topspeed	laptime	pit
1			33.953		14.712			1:17.619		14	23.659		32.847		14.391			1:10.897	
2	24.201		33.059		14.804			1:12.064		15	23.697		33.091		14.314			1:11.102	
3	24.453		33.187		15.109			1:12.749		16	23.598		32.827		14.625			1:11.050	
4	24.358		32.883		14.753			1:11.994		17	23.855		32.790		14.475			1:11.120	
5	24.319		32.908		14.480			1:11.707		18	23.668		33.479		14.464			1:11.611	
6	23.823		32.875		14.364			1:11.062		19	23.631		32.850		14.501			1:10.982	
7	23.680		32.773		14.324			1:10.777		20	23.749		32.794		14.345			1:10.888	
8	23.725		32.891		14.354			1:10.970		21	23.583		32.744		14.347			1:10.674	
9	23.690		<u>32.734</u>		14.355			1:10.779		22	23.557		32.750		14.248			1:10.555	
10	23.621		32.887		14.366			1:10.874		23	<u>23.509</u>		32.830		14.430			1:10.769	
11	23.656		32.761		14.600			1:11.017		24	23.558		32.761		<u>14.158</u>			<u>1:10.477</u>	
12	23.667		32.897		14.451			1:11.015		25	23.622		32.838		14.379			1:10.839	
13	23.575		32.741		14.463			1:10.779		26	24.013		32.810		15.084			1:11.907	

**FORMULA 4 UAE**  
**Laps and Sector Times - RACE 4**
**17 - 20 January 2018**  
**North - 3200 mtr.**

42 Edoardo MORRICONE																			
lap	Sect-1	Speed	Sect-2	Speed	Sect-3	Speed	TopSpeed	laptime	pit	lap	Sect-1	Speed	Sect-2	Speed	Sect-3	Speed	Topspeed	laptime	pit
1			34.186		15.009			1:18.741		14	23.923		33.153		14.613			1:11.689	
2	24.343		33.240		14.951			1:12.534		15	23.853		33.041		14.661			1:11.555	
3	24.004		33.341		14.804			1:12.149		16	23.793		33.088		14.588			1:11.469	
4	23.971		33.453		14.580			1:12.004		17	23.815		33.082		14.528			1:11.425	
5	24.395		33.416		14.714			1:12.525		18	23.717		33.125		14.500			1:11.342	
6	23.793		33.348		14.833			1:11.974		19	23.647		33.025		14.563			1:11.235	
7	23.762		33.112		14.547			1:11.421		20	23.752		32.938		14.512			1:11.202	
8	23.846		32.947		14.769			1:11.562		21	23.892		33.018		14.545			1:11.455	
9	23.737		33.056		14.745			1:11.538		22	23.720		33.218		14.691			1:11.629	
10	23.779		33.043		14.517			1:11.339		23	23.744		33.011		14.751			1:11.506	
11	23.736		33.279		14.532			1:11.547		24	23.767		<u>32.891</u>		<u>14.496</u>			<u>1:11.154</u>	
12	23.863		33.215		14.601			1:11.679		25	23.756		32.894		14.639			1:11.289	
13	23.813		33.060		14.520			1:11.393		26	<u>23.644</u>		32.891		14.868			1:11.403	

64 Olli CALDWELL																			
lap	Sect-1	Speed	Sect-2	Speed	Sect-3	Speed	TopSpeed	laptime	pit	lap	Sect-1	Speed	Sect-2	Speed	Sect-3	Speed	Topspeed	laptime	pit
1			33.578		14.511			1:16.879		14	24.157		33.250		14.768			1:12.175	
2	23.862		32.906		15.271			1:12.039		15	24.123		33.017		14.650			1:11.790	
3	24.619		32.878		15.860			1:13.357		16	23.771		32.992		14.343			1:11.106	
4	24.725		33.138		14.487			1:12.350		17	23.665		32.965		14.414			1:11.044	
5	24.950		32.815		14.394			1:12.159		18	23.838		32.983		14.423			1:11.244	
6	24.173		33.687		14.513			1:12.373		19	23.653		32.821		14.530			1:11.004	
7	23.693		32.717		<u>14.261</u>			<u>1:10.671</u>		20	23.813		32.903		14.703			1:11.419	
8	<u>23.522</u>		32.640		14.789			1:10.951		21	23.609		33.035		14.327			1:10.971	
9	23.674		32.750		17.939			1:14.363		22	23.582		32.779		14.750			1:11.111	
10	24.876		33.267		14.525			1:12.668		23	24.047		<u>32.548</u>		14.809			1:11.404	
11	23.805		33.119		14.488			1:11.412		24	24.088		32.784		14.540			1:11.412	
12	23.733		33.099		14.545			1:11.377		25	23.813		32.671		14.603			1:11.087	
13	23.690		33.082		14.512			1:11.284		26	23.813		32.605		15.081			1:11.499	

88 Charles WEERTS																			
lap	Sect-1	Speed	Sect-2	Speed	Sect-3	Speed	TopSpeed	laptime	pit	lap	Sect-1	Speed	Sect-2	Speed	Sect-3	Speed	Topspeed	laptime	pit
1			33.251		14.820			1:16.101		14	23.609		32.994		14.333			1:10.936	
2	23.991		33.349		15.127			1:12.467		15	23.574		32.879		15.969			1:12.422	
3	24.452		33.301		14.886			1:12.639		16	23.770		32.840		14.306			1:10.916	
4	23.743		33.016		14.318			1:11.077		17	23.702		33.101		14.433			1:11.236	
5	23.705		33.122		15.201			1:12.028		18	23.633		32.905		14.332			1:10.870	
6	23.983		32.952		14.310			1:11.245		19	23.655		32.941		14.302			1:10.898	
7	23.701		32.899		14.272			1:10.872		20	23.598		32.967		14.178			1:10.743	
8	23.685		32.970		14.540			1:11.195		21	23.593		32.923		<u>14.169</u>			1:10.685	
9	23.620		32.978		14.297			1:10.895		22	23.598		32.801		<u>14.226</u>			1:10.625	
10	23.559		32.845		14.285			1:10.689		23	<u>23.509</u>		<u>32.694</u>		14.247			<u>1:10.450</u>	
11	23.626		32.893		14.248			1:10.767		24	23.598		32.838		14.202			1:10.638	
12	23.605		32.905		14.329			1:10.839		25	23.532		32.786		14.452			1:10.770	
13	24.154		33.197		14.380			1:11.731		26	25.005		33.235		14.510			1:12.750	

95 Tom BECKHAUSER																			
lap	Sect-1	Speed	Sect-2	Speed	Sect-3	Speed	TopSpeed	laptime	pit	lap	Sect-1	Speed	Sect-2	Speed	Sect-3	Speed	Topspeed	laptime	pit
1			33.832		14.778			1:17.249		14	23.606		32.987		14.292			1:10.885	
2	24.245		33.125		14.683			1:12.053		15	23.642		32.978		14.327			1:10.947	
3	24.543		33.222		15.089			1:12.854		16	23.616		32.844		14.293			1:10.753	
4	24.316		32.972		15.012			1:12.300		17	23.628		32.946		14.335			1:10.909	
5	24.766		33.216		14.672			1:12.654		18	<u>23.558</u>		32.810		14.319			<u>1:10.687</u>	
6	23.906		33.654		14.675			1:12.235		19	23.635		<u>32.773</u>		14.595			1:11.003	
7	23.697		32.956		14.346			1:10.999		20	23.595		33.069		14.287			1:10.951	
8	23.671		32.943		14.375			1:10.989		21	23.594		32.920		14.256			1:10.770	
9	23.710		33.321		14.339			1:11.370		22	23.714		33.039		14.303			1:11.056	
10	23.682		33.012		14.395			1:11.089		23	23.634		32.819		14.308			1:10.761	
11	23.596		32.801		14.306			1:10.703		24	23.629		32.896		14.387			1:10.912	
12	23.662		32.979		14.418			1:11.059		25	23.717		33.251		14.363			1:11.331	
13	23.785		33.018		14.318			1:11.121		26	23.738		32.982		<u>14.170</u>			1:10.890	