

YAS RACING SERIES - ROUND 3

FORMULA 4 UAE
Final Results RACE 1

31 January - 3 February 2018
FULL GP - Main Start / Main Pit In - 5555 mtr.

Pos	Nbr	Name	Gap	Total time	Fastest	In	Avg. Speed
1	88	Charles WEERTS	-- 14 laps --	30:45.244	2:11.046	11	151.72
2	23	Caio COLLET	1.914	30:47.158	2:11.154	5	151.56
3	27	David SCHUMACHER	8.011	30:53.255	2:11.386	13	151.07
4	3	Sami TAOUFIK	23.922	31:09.166	2:12.144	13	149.78
5	95	Tom BECKHAUSER	28.478	31:13.722	2:12.740	11	149.42
6	8	Lucas Alecco ROY	29.459	31:14.703	2:12.387	11	149.34
7	22	Lucas PETERSSON	29.851	31:15.095	2:11.903	10	149.31
8	5	Niklas KRUTTEN	30.569	31:15.813	2:12.701	14	149.25
9	9	Petr PTACEK	35.087	31:20.331	2:12.429	11	148.89
10	888	Amaury CORDEEL	43.794	31:29.038	2:12.039	13	148.20
11	6	William ALATALO	50.755	31:35.999	2:12.079	9	147.66
12	55	Laszlo TOTH	1:19.928	32:05.172	2:14.408	4	145.42
13	67	Mikhail SPIRIDINOV	1:50.611	32:35.855	2:15.651	13	143.14

Car # 6 - 10 sec Penalty for Causing a Collision




Car # 9 - 10 sec Penalty for Gaining an Advantage by Exceeding Track Limits

Fastest time : 2:11.046 in lap 11 by nbr. 88 : Charles WEERTS ()

Results and lap times : www.getraceresults.com

Timekeeping by : Time Service BV - Holland

Publication-time

Steward 	Steward 	Steward 	RICHARD MILLE
Page 1 of 1			

FORMULA 4 UAE
Sector Analyse - RACE 1
31 January - 3 February 2018
FULL GP - Main Start / Main Pit In - 5555 mtr.

Pos	Nbr	Name / Team name	Sector 1			Sector 2			Sector 3			Theoretical best	Actual best	In
			time	Lap	pos	time	Lap	pos	time	Lap	pos			
1	88	Charles WEERTS	23.471	12	1	55.967	12	2	51.479	13	1	2:10.917	2:11.046	11
2	23	Caio COLLET	23.558	11	3	55.817	5	1	51.594	14	3	2:10.969	2:11.154	5
3	27	David SCHUMACHER	23.537	13	2	56.056	4	3	51.532	13	2	2:11.125	2:11.386	13
4	3	Sami TAOUFIK	23.715	13	9	56.264	4	8	52.052	10	7	2:12.031	2:12.144	13
5	95	Tom BECKHAUSER	23.708	12	8	56.481	10	11	52.216	5	9	2:12.405	2:12.740	11
6	8	Lucas Alecco ROY	23.620	12	4	56.257	12	7	52.363	11	11	2:12.240	2:12.387	11
7	22	Lucas PETERSSON	23.658	11	6	56.077	7	4	52.050	10	6	2:11.785	2:11.903	10
8	5	Niklas KRUTTEN	23.805	14	11	56.418	14	10	52.259	13	10	2:12.482	2:12.701	14
9	9	Petr PTACEK	23.651	11	5	56.297	5	9	52.055	8	8	2:12.003	2:12.429	11
10	888	Amaury CORDEEL	23.731	14	10	56.242	8	6	51.729	12	4	2:11.702	2:12.039	13
11	6	William ALATALO	23.663	7	7	56.197	7	5	52.003	9	5	2:11.863	2:12.079	9
12	55	Laszlo TOTH	23.852	8	12	56.895	7	12	53.265	12	12	2:14.012	2:14.408	4
13	67	Mikhail SPIRIDINOV	24.138	13	13	57.491	12	13	53.919	13	13	2:15.548	2:15.651	13

FORMULA 4 UAE

Laps and Sector Times - RACE 1

31 January - 3 February 2018

FULL GP - Main Start / Main Pit In - 5555 mtr.

3	23.752	56.105	230.3	51.826	230.8	2:11.683	10	23.603	56.058	230.8	51.676	230.3	2:11.337
4	23.680	55.986	231.8	51.727	231.3	2:11.393	11	<u>23.558</u>	55.979	230.3	51.841	230.8	2:11.378
5	23.619	<u>55.817</u>	231.8	51.718	231.3	<u>2:11.154</u>	12	23.572	55.933	230.8	51.760	229.3	2:11.265
6	23.629	55.900	232.3	51.839	230.3	2:11.368	13	23.671	56.124	229.8	51.885	229.8	2:11.680
7	23.669	55.949	231.8	51.646	<u>232.3</u>	2:11.264	14	<u>23.635</u>	56.060	229.8	<u>51.594</u>	229.3	2:11.289

27 David SCHUMACHER																			
lap	Sect-1	Speed	Sect-2	Speed	Sect-3	Speed	TopSpeed	laptime	pit	lap	Sect-1	Speed	Sect-2	Speed	Sect-3	Speed	Topspeed	laptime	pit
1			58.136	231.3	53.418	234.8		2:18.872		8	23.651		56.298	230.3	51.870	235.3		2:11.819	
2	23.647		56.240	233.3	52.432	225.5		2:12.319		9	23.663		56.245	228.8	51.700	235.3		2:11.608	
3	23.678		56.107	<u>233.8</u>	52.429	225.5		2:12.214		10	23.668		56.244	228.8	52.839	236.3		2:12.751	
4	23.673		<u>56.056</u>	231.3	52.309	<u>237.9</u>		2:12.038		11	23.556		56.226	228.8	51.849	231.8		2:11.631	
5	23.757		56.200	230.3	52.308	236.3		2:12.265		12	23.659		56.106	229.3	51.723	231.3		2:11.488	
6	23.643		56.337	229.8	51.538	230.8		2:11.518		13	<u>23.537</u>		56.317	229.3	<u>51.532</u>	231.8		<u>2:11.386</u>	
7	23.663		56.319	229.8	51.704	235.3		2:11.686		14	23.560		56.315	229.8	51.785	231.3		2:11.660	

55 Laszlo TOTH																			
lap	Sect-1	Speed	Sect-2	Speed	Sect-3	Speed	TopSpeed	laptime	pit	lap	Sect-1	Speed	Sect-2	Speed	Sect-3	Speed	Topspeed	laptime	pit
1			1:00.790	226.9	55.597	230.8		2:26.628		8	<u>23.852</u>		56.973	229.8	54.143	<u>231.8</u>		2:14.968	
2	24.447		57.695	229.3	54.287	228.8		2:16.429		9	24.328		58.188	<u>230.3</u>	54.684	230.8		2:17.200	
3	24.490		57.588	227.8	55.267	204.9		2:17.345		10	23.999		57.484	227.8	54.382	231.3		2:15.865	
4	23.984		57.011	229.3	53.413	230.3		<u>2:14.408</u>		11	23.968		57.229	227.8	53.850	230.8		2:15.047	
5	24.071		57.123	227.4	53.471	230.8		2:14.665		12	23.935		57.695	227.4	<u>53.265</u>	230.8		2:14.895	
6	24.419		57.067	227.8	53.751	230.3		2:15.237		13	23.956		57.258	226.9	1:08.210	228.3		2:29.424	
7	24.092		<u>56.895</u>	228.3	54.057	229.8		2:15.044		14	26.104		57.981	227.8	53.932	229.3		2:18.017	

67 Mikhail SPIRIDINOV																			
lap	Sect-1	Speed	Sect-2	Speed	Sect-3	Speed	TopSpeed	laptime	pit	lap	Sect-1	Speed	Sect-2	Speed	Sect-3	Speed	Topspeed	laptime	pit
1			59.661	224.1	54.923	<u>227.8</u>		2:24.952		8	24.528		59.353	222.2	54.488	225.5		2:18.369	
2	24.558		58.423	225.5	54.746	225.5		2:17.727		9	24.781		58.428	224.1	54.412	226.9		2:17.621	
3	24.762		58.978	225.5	55.350	223.6		2:19.090		10	24.302		57.788	223.6	54.183	226.9		2:16.273	
4	24.815		58.326	<u>226.4</u>	54.418	224.1		2:17.559		11	24.421		57.755	224.1	54.146	226.9		2:16.322	
5				224.5	54.708	223.6		2:46.334		12	24.462		<u>57.491</u>	224.1	54.187	225.0		2:16.140	
6	24.588		57.567	225.5	54.717	225.0		2:16.872		13	<u>24.138</u>		57.594	223.6	<u>53.919</u>	224.1		<u>2:15.651</u>	
7	24.376		57.974	225.0	54.365	222.2		2:16.715		14	24.247		57.784	225.0	54.199	226.4		2:16.230	

88 Charles WEERTS																			
lap	Sect-1	Speed	Sect-2	Speed	Sect-3	Speed	TopSpeed	laptime	pit	lap	Sect-1	Speed	Sect-2	Speed	Sect-3	Speed	Topspeed	laptime	pit
1			57.937	224.1	52.037	225.9		2:16.983		8	23.516		56.209	229.3	51.627	228.3		2:11.352	
2	23.731		56.526	227.8	51.882	227.8		2:12.139		9	23.557		56.155	228.3	51.489	228.8		2:11.201	
3	23.697		56.366	227.4	51.920	228.3		2:11.983		10	23.489		56.090	228.3	51.656	229.3		2:11.235	
4	23.686		56.191	228.8	51.635	227.8		2:11.512		11	23.504		56.016	228.3	51.526	229.8		<u>2:11.046</u>	
5	23.654		56.178	228.3	51.579	227.4		2:11.411		12	<u>23.471</u>		<u>55.967</u>	<u>229.8</u>	51.764	<u>231.3</u>		2:11.202	
6	23.633		56.186	227.8	51.606	229.3		2:11.425		13	23.541		56.133	228.3	<u>51.479</u>	228.3		2:11.153	
7	23.584		56.186	228.8	51.639	228.3		2:11.409		14	23.494		56.163	229.8	51.536	229.3		2:11.193	

95 Tom BECKHAUSER																			
lap	Sect-1	Speed	Sect-2	Speed	Sect-3	Speed	TopSpeed	laptime	pit	lap	Sect-1	Speed	Sect-2	Speed	Sect-3	Speed	Topspeed	laptime	pit
1			58.422	<u>230.3</u>	53.391	224.1		2:21.092		8	23.723		56.843	227.8	52.636	226.9		2:13.202	
2	24.016		57.226	226.4	53.055	225.9		2:14.297		9	23.745		56.531	228.3	52.553	228.8		2:12.829	
3	23.834		56.811	229.3	52.574	<u>231.3</u>		2:13.219		10	23.896		<u>56.481</u>	227.4	52.387	230.3		2:12.764	
4	23.939		56.803	227.4	52.242	227.4		2:12.984		11	23.785		56.606	227.8	52.349	230.3		<u>2:12.740</u>	
5	23.762		56.775	227.8	<u>52.216</u>	227.8		2:12.753		12	<u>23.708</u>		56.736	226.9	52.433	229.8		2:12.877	
6	24.275		56.950	226.4	52.382	226.4		2:13.607		13	24.056		56.995	224.5	53.036	227.4		2:14.087	
7	23.772		56.725	228.3	53.071	229.3		2:13.568		14	23.848		57.060	225.5	52.795	225.9		2:13.703	

888 Amaury CORDEEL																			
lap	Sect-1	Speed	Sect-2	Speed	Sect-3	Speed	TopSpeed	laptime	pit	lap	Sect-1	Speed	Sect-2	Speed	Sect-3	Speed	Topspeed	laptime	pit
1			1:22.281	<u>228.3</u>	54.016	186.9		2:43.792		8	23.742		<u>56.242</u>	225.9	53.628	<u>230.3</u>		2:13.612	
2	24.074		56.956	225.9	52.458	<u>230.3</u>		2:13.488		9	24.224		56.755	225.5	52.050	228.3		2:13.029	
3	23.832		56.496	226.9	52.723	227.4		2:13.051		10	23.875		56.623	224.1	51.920	225.9		2:12.418	
4	23.876		56.461	226.4	52.163	228.8		2:12.500		11	24.021		56.563	223.6	51.835	228.8		2:12.419	
5	23.790		57.588	225.5	52.011	227.8		2:13.389		12	23.818		56.517	225.5	<u>51.729</u>	228.8		2:12.064	
6	23.951		56.490	226.4	52.236	225.5		2:12.677		13	23.767		56.532	224.5	51.740	226.9		<u>2:12.039</u>	

FORMULA 4 UAE
Laps and Sector Times - RACE 1

31 January - 3 February 2018
FULL GP - Main Start / Main Pit In - 5555 mtr.

7	23.748	56.746	224.5	51.920	227.4	2:12.414	14	23.731	56.605	225.0	51.810	226.4	2:12.146
---	--------	--------	-------	--------	-------	----------	----	--------	--------	-------	--------	-------	----------