

## YAS RACING SERIES - ROUND 3

**FORMULA 4 UAE**  
**Final Results RACE 2**
**31 January - 3 February 2018**  
**FULL GP - Main Start / Main Pit In - 5555 mtr.**




Pos	Nbr	Name	Gap	Total time	Fastest	In	Avg. Speed
1	27	David SCHUMACHER	-- 14 laps --	31:01.048	2:12.016	11	150.43
2	23	Caio COLLET	3.101	31:04.149	2:12.008	12	150.18
3	88	Charles WEERTS	5.868	31:06.916	2:12.141	14	149.96
4	22	Lucas PETERSSON	12.310	31:13.358	2:12.522	9	149.44
5	8	Lucas Alecco ROY	15.953	31:17.001	2:12.907	12	149.15
6	6	William ALATALO	16.444	31:17.492	2:12.486	13	149.12
7	888	Amaury CORDEEL	23.073	31:24.121	2:12.950	11	148.59
8	95	Tom BECKHAUSER	23.718	31:24.766	2:13.113	4	148.54
9	55	Laszlo TOTH	1:10.146	32:11.194	2:15.734	11	144.97
10	67	Mikhail SPIRIDINOV	1:37.884	32:38.932	2:15.481	12	142.92
11	5	Niklas KRUTTEN	-- 13 laps --	33:00.490	2:12.872	13	131.26
12	3	Sami TAOUFIK	-- 12 laps --	26:42.087	2:12.004	8	149.78
13	9	Petr PTACEK	-- 10 laps --	23:23.916	2:13.192	6	142.44

Fastest time : 2:12.004 in lap 8 by nbr. 3 : Sami TAOUFIK ()

Results and lap times : [www.getraceresults.com](http://www.getraceresults.com)

Timekeeping by : Time Service BV - Holland

**Publication-time**

Steward 	Steward 	Steward 	<b>RICHARD MILLE</b>
Page 1 of 1			

**FORMULA 4 UAE**  
**Sector Analyse - RACE 2**
**31 January - 3 February 2018**  
**FULL GP - Main Start / Main Pit In - 5555 mtr.**

Pos	Nbr	Name / Team name	Sector 1			Sector 2			Sector 3			Theoretical best	Actual best	In
			time	Lap	pos	time	Lap	pos	time	Lap	pos			
1	27	David SCHUMACHER	23.508	13	3	56.244	13	3	52.027	11	1	2:11.779	<b>2:12.016</b>	<b>11</b>
2	23	Caio COLLET	23.447	14	1	56.183	11	2	52.131	6	3	2:11.761	<b>2:12.008</b>	<b>12</b>
3	88	Charles WEERTS	23.531	11	5	56.351	14	5	52.089	9	2	2:11.971	<b>2:12.141</b>	<b>14</b>
4	22	Lucas PETERSSON	23.499	14	2	56.378	11	6	52.480	9	8	2:12.357	<b>2:12.522</b>	<b>9</b>
5	8	Lucas Alecco ROY	23.637	5	8	56.573	12	8	52.566	13	9	2:12.776	<b>2:12.907</b>	<b>12</b>
6	6	William ALATALO	23.526	10	4	56.298	11	4	52.431	13	5	2:12.255	<b>2:12.486</b>	<b>13</b>
7	888	Amaury CORDEEL	23.713	14	10	56.639	13	9	52.443	11	6	2:12.795	<b>2:12.950</b>	<b>11</b>
8	95	Tom BECKHAUSER	23.616	4	6	56.867	4	11	52.630	4	11	2:13.113	<b>2:13.113</b>	<b>4</b>
9	55	Laszlo TOTH	24.121	6	13	57.600	11	13	54.013	11	13	2:15.734	<b>2:15.734</b>	<b>11</b>
10	67	Mikhail SPIRIDINOV	24.075	8	12	57.398	7	12	53.686	12	12	2:15.159	<b>2:15.481</b>	<b>12</b>
11	5	Niklas KRUTTEN	23.830	5	11	56.494	12	7	52.472	13	7	2:12.796	<b>2:12.872</b>	<b>13</b>
12	3	Sami TAOUFIK	23.617	12	7	56.162	6	1	52.151	8	4	2:11.930	<b>2:12.004</b>	<b>8</b>
13	9	Petr PTACEK	23.665	7	9	56.778	6	10	52.625	6	10	2:13.068	<b>2:13.192</b>	<b>6</b>

### FORMULA 4 UAE

#### Laps and Sector Times - RACE 2

31 January - 3 February 2018  
FULL GP - Main Start / Main Pit In - 5555 mtr.

3 Sami TAOUFIK																				
lap	Sect-1	Speed	Sect-2	Speed	Sect-3	Speed	TopSpeed	laptime	pit	lap	Sect-1	Speed	Sect-2	Speed	Sect-3	Speed	Topspeed	laptime	pit	
1			57.527	213.4	53.539	216.0		2:18.071		7	23.633		56.245	229.8	52.520	233.8			2:12.398	
2	24.507		56.748	229.3	54.329	<u>234.8</u>		2:15.584		8	23.670		56.183	228.8	<u>52.151</u>	234.3			<u>2:12.004</u>	
3	23.917		56.387	230.8	52.944	231.8		2:13.248		9	23.654		56.182	229.8	52.306	234.3			2:12.142	
4	23.853		56.577	230.8	54.027	231.3		2:14.457		10	23.687		56.433	<u>232.3</u>	52.426	231.8			2:12.546	
5	23.717		56.189	231.3	53.137	230.8		2:13.043		11	23.785		56.515	229.3	52.295	232.3			2:12.595	
6	23.671		<u>56.162</u>	230.8	52.580	231.3		2:12.413		12	23.617		56.212	228.8	53.757	233.3			2:13.586	

5 Niklas KRUTTEN																				
lap	Sect-1	Speed	Sect-2	Speed	Sect-3	Speed	TopSpeed	laptime	pit	lap	Sect-1	Speed	Sect-2	Speed	Sect-3	Speed	Topspeed	laptime	pit	
1			58.658	223.1	53.971	228.3		2:21.422		8	23.903		57.024	224.5		232.3			2:14.749	
2	24.333		57.205	228.3	54.626	228.8		2:16.164		9	Out		1:02.754	216.9	57.176	219.1			5:59.081	P
3	24.467		57.049	227.8	54.306	229.3		2:15.822		10	24.682		57.996	220.4	52.931	226.9			2:15.609	
4	24.124		56.992	226.9	53.436	210.1		2:14.552		11	24.111		57.068	225.5	52.488	230.3			2:13.667	
5	<u>23.830</u>		56.654	<u>228.8</u>	52.999	232.8		2:13.483		12	23.850		<u>56.494</u>	226.4	52.533	230.3			2:12.877	
6	23.840		56.578	<u>228.8</u>	55.262	<u>233.8</u>		2:15.680		13	23.878		56.522	226.4	<u>52.472</u>	232.3			<u>2:12.872</u>	
7	24.219		57.187	224.1	53.106	229.8		2:14.512		14										

6 William ALATALO																				
lap	Sect-1	Speed	Sect-2	Speed	Sect-3	Speed	TopSpeed	laptime	pit	lap	Sect-1	Speed	Sect-2	Speed	Sect-3	Speed	Topspeed	laptime	pit	
1			57.902	228.3	55.179	233.8		2:23.362		8	23.696		56.304	230.3	53.226	229.8			2:13.226	
2	24.054		56.707	227.8	53.477	234.8		2:14.238		9	23.636		56.470	227.8	52.724	230.8			2:12.830	
3	23.809		56.889	227.4	54.548	232.3		2:15.246		10	<u>23.526</u>		56.454	229.3	52.756	231.3			2:12.736	
4	23.831		56.611	226.4	52.761	234.8		2:13.203		11	23.588		<u>56.298</u>	230.3	52.778	233.8			2:12.664	
5	23.723		56.360	231.3	52.905	<u>238.4</u>		2:12.988		12	23.893		56.397	231.3	52.947	232.8			2:13.237	
6	23.552		56.454	229.8	52.860	233.8		2:12.866		13	23.627		56.428	230.8	<u>52.431</u>	232.8			<u>2:12.486</u>	
7	23.726		56.597	<u>233.3</u>	54.435	232.3		2:14.758		14	23.590		56.496	231.3	53.566	216.4			2:13.652	

8 Lucas Alecco ROY																				
lap	Sect-1	Speed	Sect-2	Speed	Sect-3	Speed	TopSpeed	laptime	pit	lap	Sect-1	Speed	Sect-2	Speed	Sect-3	Speed	Topspeed	laptime	pit	
1			57.783	223.6	52.999	229.8		2:16.661		8	23.829		56.688	229.3	52.782	233.3			2:13.299	
2	23.828		58.526	218.2	54.078	226.9		2:16.432		9	23.742		56.576	227.4	52.766	232.8			2:13.084	
3	23.879		56.700	226.9	52.834	232.3		2:13.413		10	23.923		56.915	226.9	52.708	232.3			2:13.546	
4	23.719		57.102	224.1	52.955	225.5		2:13.776		11	23.641		56.862	227.4	52.665	232.8			2:13.168	
5	<u>23.637</u>		56.814	226.4	55.071	232.3		2:15.522		12	23.740		<u>56.573</u>	227.8	52.594	<u>234.8</u>			<u>2:12.907</u>	
6	23.723		57.237	225.0	53.957	223.1		2:14.917		13	23.660		56.788	227.8	<u>52.566</u>	232.3			2:13.014	
7	23.729		56.724	227.8	52.811	<u>234.8</u>		2:13.264		14	23.655		57.142	221.8	53.201	224.5			2:13.998	

9 Petr PTACEK																				
lap	Sect-1	Speed	Sect-2	Speed	Sect-3	Speed	TopSpeed	laptime	pit	lap	Sect-1	Speed	Sect-2	Speed	Sect-3	Speed	Topspeed	laptime	pit	
1			59.172	223.6	53.906	229.8		2:22.147		6	23.789		<u>56.778</u>	226.4	<u>52.625</u>	<u>237.4</u>			<u>2:13.192</u>	
2	23.998		57.447	224.5	53.604	234.8		2:15.049		7	<u>23.665</u>		56.950	225.5	54.189	234.3			2:14.804	
3	23.889		57.053	<u>229.8</u>	53.254	234.3		2:14.196		8	24.246		57.711	229.3	53.292	230.8			2:15.249	
4	23.903		56.904	226.4	52.819	231.8		2:13.626		9	24.028		57.683	224.1	53.859	215.6			2:15.570	
5	23.843		57.167	225.9	53.252	231.8		2:14.262		10	43.164		1:15.738	179.7	178.2			3:05.821		

22 Lucas PETERSSON																				
lap	Sect-1	Speed	Sect-2	Speed	Sect-3	Speed	TopSpeed	laptime	pit	lap	Sect-1	Speed	Sect-2	Speed	Sect-3	Speed	Topspeed	laptime	pit	
1			57.575	228.3	54.229	229.8		2:20.049		8	23.777		56.440	227.8	52.768	231.8			2:12.985	
2	23.920		56.786	227.4	54.614	232.8		2:15.320		9	23.596		56.446	228.8	<u>52.480</u>	232.3			<u>2:12.522</u>	
3	24.854		56.947	225.9	52.634	230.8		2:14.435		10	23.669		56.500	228.8	52.912	229.3			2:13.081	
4	23.634		56.870	<u>230.8</u>	52.772	231.8		2:13.276		11	23.636		<u>56.378</u>	228.3	52.835	<u>233.8</u>			2:12.849	
5	23.560		56.616	229.8	52.807	227.8		2:12.983		12	23.670		56.679	229.3	52.608	230.3			2:12.957	
6	23.666		57.063	229.8	53.488	230.8		2:14.217		13	23.744		56.667	228.3	52.499	231.3			2:12.910	
7	23.683		56.434	228.8	52.762	231.3		2:12.879		14	<u>23.499</u>		56.725	228.8	52.671	231.8			2:12.895	

23 Caio COLLET																				
lap	Sect-1	Speed	Sect-2	Speed	Sect-3	Speed	TopSpeed	laptime	pit	lap	Sect-1	Speed	Sect-2	Speed	Sect-3	Speed	Topspeed	laptime	pit	
1			57.412	216.0	53.623	223.6		2:19.494		8	23.546		56.408	229.3	52.253	231.8			2:12.207	
2	23.725		56.361	231.8	54.305	228.3		2:14.391		9	23.620		56.328	229.8	52.378	232.3			2:12.326	
3	23.900		56.560	231.8	52.983	232.3		2:13.443		10	23.558		56.360	229.8	52.349	230.8			2:12.267	
4	23.620		56.642	231.8	53.312	224.5		2:13.574		11	23.567		<u>56.183</u>	230.3	52.262	232.8			2:12.012	
5	23.668		56.467	<u>232.3</u>	52.852	231.8		2:12.987		12	23.548		56.248	230.8	52.212	<u>233.8</u>			<u>2:12.008</u>	

**FORMULA 4 UAE**

**Laps and Sector Times - RACE 2**

**31 January - 3 February 2018**

**FULL GP - Main Start / Main Pit In - 5555 mtr.**

6	23.653	56.266	229.3	52.131	232.3	2:12.050	<b>13</b>	23.471	56.559	229.3	52.316	231.8	2:12.346
7	23.514	56.383	228.8	52.388	232.8	2:12.285	<b>14</b>	23.447	56.826	230.8	52.486	231.3	2:12.759

<b>27 David SCHUMACHER</b>																			
lap	Sect-1	Speed	Sect-2	Speed	Sect-3	Speed	TopSpeed	laptime	pit	lap	Sect-1	Speed	Sect-2	Speed	Sect-3	Speed	Topspeed	laptime	pit
1			57.853	226.4	53.019	232.3		2:17.397		<b>8</b>	23.723		56.911	226.9	52.264	235.8		2:12.898	
2	23.587		57.953	230.8	53.297	229.8		2:14.837		<b>9</b>	23.657		56.388	227.8	52.234	235.3		2:12.279	
3	23.640		56.682	227.4	52.152	236.3		2:12.474		<b>10</b>	23.584		56.565	228.8	52.280	235.8		2:12.429	
4	23.584		56.820	226.9	52.311	236.3		2:12.715		<b>11</b>	23.539		56.450	228.8	52.027	236.3		2:12.016	
5	23.590		56.622	227.4	52.165	236.8		2:12.377		<b>12</b>	23.585		56.597	229.3	52.164	236.3		2:12.346	
6	23.581		56.653	227.8	52.104	236.3		2:12.338		<b>13</b>	23.508		56.244	229.3	52.332	234.8		2:12.084	
7	23.532		56.502	227.8	52.295	236.8		2:12.329		<b>14</b>	23.593		56.402	228.8	52.534	235.3		2:12.529	

<b>55 Laszlo TOTH</b>																			
lap	Sect-1	Speed	Sect-2	Speed	Sect-3	Speed	TopSpeed	laptime	pit	lap	Sect-1	Speed	Sect-2	Speed	Sect-3	Speed	Topspeed	laptime	pit
1			58.918	227.4	56.057	234.8		2:25.168		<b>8</b>	24.476		58.218	226.9	54.929	232.3		2:17.623	
2	24.564		58.138	225.5	55.800	233.8		2:18.502		<b>9</b>	24.455		57.873	227.4	54.188	230.8		2:16.516	
3	24.221		57.936	225.5	55.208	231.8		2:17.365		<b>10</b>	24.430		57.916	226.9	54.056	231.8		2:16.402	
4	24.539		57.884	226.4	54.593	232.3		2:17.016		<b>11</b>	24.121		57.600	227.8	54.013	232.8		2:15.734	
5	24.287		57.832	225.9	55.016	231.3		2:17.135		<b>12</b>	24.155		58.023	228.8	55.062	233.3		2:17.240	
6	24.121		57.822	225.9	54.727	232.8		2:16.670		<b>13</b>	24.442		58.385	227.4	55.053	231.3		2:17.880	
7	24.241		59.043	225.0	55.604	228.3		2:18.888		<b>14</b>	24.540		59.417	226.4	55.098	229.8		2:19.055	

<b>67 Mikhail SPIRIDINOV</b>																			
lap	Sect-1	Speed	Sect-2	Speed	Sect-3	Speed	TopSpeed	laptime	pit	lap	Sect-1	Speed	Sect-2	Speed	Sect-3	Speed	Topspeed	laptime	pit
1			59.156	225.9	55.866	227.4		2:25.522		<b>8</b>	24.075		57.504	227.7	54.100	225.9		2:15.679	
2	24.603		58.330	225.0	55.454	225.9		2:18.387		<b>9</b>	24.176		57.793	224.5	54.302	228.8		2:16.271	
3	24.749		57.916	225.9	54.685	229.8		2:17.350		<b>10</b>	24.305		58.106	223.6	55.148	225.5		2:17.559	
4	24.700		57.891	226.9	55.015	229.8		2:17.606		<b>11</b>	24.255		57.806	224.1	54.011	226.9		2:16.072	
5	24.536		58.359	225.9	54.643	225.9		2:17.538		<b>12</b>	24.190		57.605	223.1	53.686	228.8		2:15.481	
6	24.321		58.099	225.0	54.834	231.3		2:17.254		<b>13</b>	24.129		58.630	224.1	55.023	225.9		2:19.100	
7	24.108		57.398	225.9	54.441	216.0		2:15.947		<b>14</b>	Out		58.093	223.6	53.914	228.3		2:49.166	<b>P</b>

<b>88 Charles WEERTS</b>																			
lap	Sect-1	Speed	Sect-2	Speed	Sect-3	Speed	TopSpeed	laptime	pit	lap	Sect-1	Speed	Sect-2	Speed	Sect-3	Speed	Topspeed	laptime	pit
1			57.540	227.8	53.094	227.4		2:18.327		<b>8</b>	23.592		56.639	228.8	52.467	231.3		2:12.698	
2	23.650		56.950	227.4	56.227	230.3		2:16.827		<b>9</b>	23.561		56.539	228.3	52.089	231.3		2:12.189	
3	24.413		56.999	226.9	52.555	230.3		2:13.967		<b>10</b>	23.572		56.415	228.8	52.244	230.3		2:12.231	
4	23.659		56.700	225.5	52.531	230.8		2:12.890		<b>11</b>	23.531		56.409	227.8	52.238	232.3		2:12.178	
5	23.591		56.626	230.3	53.211	231.3		2:13.428		<b>12</b>	23.596		56.365	229.8	52.326	233.3		2:12.287	
6	23.639		56.629	229.3	52.515	232.3		2:12.783		<b>13</b>	23.680		56.709	228.3	52.323	231.3		2:12.712	
7	23.703		56.400	227.8	52.155	231.3		2:12.258		<b>14</b>	23.612		56.351	228.3	52.178	232.3		2:12.141	

<b>95 Tom BECKHAUSER</b>																			
lap	Sect-1	Speed	Sect-2	Speed	Sect-3	Speed	TopSpeed	laptime	pit	lap	Sect-1	Speed	Sect-2	Speed	Sect-3	Speed	Topspeed	laptime	pit
1			58.638	228.8	54.940	220.0		2:20.762		<b>8</b>	23.827		57.358	225.0	53.808	227.4		2:14.993	
2	24.132		57.457	225.5	53.342	233.8		2:14.931		<b>9</b>	23.651		57.186	226.9	53.176	230.3		2:14.013	
3	24.331		57.594	226.9	53.219	233.3		2:15.144		<b>10</b>	23.689		57.037	226.4	52.970	229.3		2:13.696	
4	23.616		56.867	226.9	52.630	232.3		2:13.113		<b>11</b>	23.848		57.314	223.1	52.979	229.8		2:14.141	
5	23.680		56.872	225.0	52.727	232.3		2:13.279		<b>12</b>	23.802		57.438	225.9	52.968	228.3		2:14.208	
6	23.659		57.300	225.5	52.906	230.8		2:13.865		<b>13</b>	23.738		57.136	225.0	52.738	228.3		2:13.612	
7	23.914		57.457	228.8	52.933	227.4		2:14.304		<b>14</b>	23.713		57.610	225.0	53.382	231.8		2:14.705	

<b>888 Amaury CORDEEL</b>																			
lap	Sect-1	Speed	Sect-2	Speed	Sect-3	Speed	TopSpeed	laptime	pit	lap	Sect-1	Speed	Sect-2	Speed	Sect-3	Speed	Topspeed	laptime	pit
1			57.987	229.3	53.725	233.8		2:20.903		<b>8</b>	24.111		57.191	226.4	53.764	230.3		2:15.066	
2	24.444		56.929	229.8	53.872	230.8		2:15.245		<b>9</b>	24.392		57.053	227.8	52.932	230.3		2:14.377	
3	24.331		57.732	227.8	54.879	233.3		2:16.942		<b>10</b>	23.860		57.019	226.4	52.689	229.8		2:13.568	
4	24.089		57.209	225.0	53.052	232.3		2:14.350		<b>11</b>	23.720		56.787	226.4	52.443	230.8		2:12.950	
5	23.755		56.914	226.9	52.507	232.3		2:13.176		<b>12</b>	23.750		56.889	228.8	52.846	225.5		2:13.485	
6	23.837		56.849	228.3	52.549	228.8		2:13.235		<b>13</b>	23.885		56.639	228.3	53.068	230.8		2:13.592	
7	23.881		56.742	227.8	53.046	233.3		2:13.669		<b>14</b>	23.713		57.089	229.3	52.761	230.3		2:13.563	