



YAS MOTOR RACING CLUB - ROUND 4

**FORMULA 4 UAE
 Final results RACE 2**

**21 - 24 February 2018
 Yas Marina - Abu Dhabi - 5555 mtr.**




Pos	Nbr	Name	Gap	Total time	Fastest	In	Avg. Speed
1	888	Amaury CORDEEL	-- 14 laps --	31:20.233	2:13.704	10	148.90
2	27	David SCHUMACHER	14.383	31:34.616	2:14.246	7	147.77
3	88	Charles WEERTS	17.156	31:37.389	2:14.121	10	147.55
4	22	Lucas PETERSSON	19.266	31:39.499	2:14.457	9	147.39
5	8	Lucas ALECCO ROY	25.903	31:46.136	2:15.242	7	146.87
6	95	Tom BECKHAUSER	25.972	31:46.205	2:14.604	13	146.87
7	5	Niklas KRUTTEN	26.831	31:47.064	2:14.670	3	146.80
8	6	William ALATALO	2:49.602	34:09.835	2:14.157	12	136.58

Fastest time 2:13.704 in lap 10 by nbr 888 : Amaury CORDEEL ()

Publication-time

Results and top times www.getraceresults.com

Timekeeping by Time Service BV - Holland

Steward  12.30	Steward 	Steward 	RICHARD MILLE
Page 1 of 1			



FORMULA 4 UAE
Laps and Sector Times - RACE 2

21 - 24 February 2018
Yas Marina - Abu Dhabi - 5555 mtr.

5		Niklas KRUTTEN																	
lap	Sect-1	Speed	Sect-2	Speed	Sect-3	Speed	TopSpeed	laptime	pit	lap	Sect-1	Speed	Sect-2	Speed	Sect-3	Speed	Topspeed	laptime	pit
1	Out		57.499		43.312		221.8	2:11.900		8	35.473		56.658		42.883		223.6	2:15.014	
2	35.592		56.784		43.044		221.8	2:15.420		9	35.417		57.022		43.144		222.7	2:15.583	
3	35.278		56.509		42.883		222.2	2:14.670		10	35.838		57.005		43.358		223.6	2:16.201	
4	35.338		56.698		43.010		222.2	2:15.046		11	35.701		57.870		43.023		223.1	2:16.594	
5	35.135		56.679		42.988		224.1	2:14.802		12	35.394		56.970		43.999		223.9	2:16.363	
6	35.609		57.830		43.548		225.5	2:16.987		13	35.243		56.667		43.274		221.8	2:15.184	
7	36.220		57.248		43.832		215.1	2:17.300		14	35.364		56.739		42.967		223.1	2:15.070	

6		William ALATALO																	
lap	Sect-1	Speed	Sect-2	Speed	Sect-3	Speed	TopSpeed	laptime	pit	lap	Sect-1	Speed	Sect-2	Speed	Sect-3	Speed	Topspeed	laptime	pit
1			57.407		43.440		224.5	2:17.752		8	35.788		58.795		43.137		219.1	2:17.720	
2	35.682		57.530		43.739		214.7	2:16.951		9	35.507		56.310		42.728		226.9	2:14.545	
3	35.863		57.416		43.369		224.1	2:16.648		10	35.179		56.276		42.760		227.4	2:14.215	
4	35.501		56.203		43.514		222.7	2:15.218		11	35.237		56.541		42.778		225.9	2:14.556	
5	35.066		56.886		43.088		219.1	2:15.040		12	35.167		56.435		42.555		226.9	2:14.152	
6	35.984		57.862		43.309		225.9	2:17.155		13	35.094		56.353		42.848		227.4	2:14.295	
7	35.099		56.439		42.818		224.1	2:14.356		14	2:55.965		1:00.587				191.2	4:47.227	

8		Lucas ALECCO ROY																	
lap	Sect-1	Speed	Sect-2	Speed	Sect-3	Speed	TopSpeed	laptime	pit	lap	Sect-1	Speed	Sect-2	Speed	Sect-3	Speed	Topspeed	laptime	pit
1			57.332		43.701		222.2	2:16.240		8	35.329		57.964		43.028		224.1	2:16.321	
2	36.156		56.724		43.591		222.2	2:16.471		9	35.683		56.502		44.111		220.9	2:16.296	
3	35.331		57.436		43.352		221.8	2:16.119		10	35.866		56.738		43.189		222.2	2:15.793	
4	35.416		56.799		43.221		220.0	2:15.436		11	36.169		57.359		43.211		218.6	2:16.739	
5	35.435		56.914		44.501		219.1	2:16.850		12	35.364		57.014		43.082		220.9	2:15.460	
6	36.278		58.108		44.108		223.6	2:18.494		13	35.353		56.648		43.269		220.9	2:15.270	
7	35.662		56.686		42.894		223.6	2:15.242		14	35.548		56.759		43.098		220.0	2:15.405	

22		Lucas PETERSSON																	
lap	Sect-1	Speed	Sect-2	Speed	Sect-3	Speed	TopSpeed	laptime	pit	lap	Sect-1	Speed	Sect-2	Speed	Sect-3	Speed	Topspeed	laptime	pit
1			57.327		43.455		223.1	2:17.167		8	34.981		57.157		42.834		222.7	2:14.972	
2	35.824		57.326		43.302		222.2	2:16.452		9	35.123		56.463		42.871		223.6	2:14.452	
3	35.193		57.476		42.876		225.9	2:15.545		10	34.986		57.111		43.455		218.2	2:15.552	
4	35.263		57.283		43.309		222.2	2:15.855		11	35.883		57.480		42.914		222.7	2:16.277	
5	35.499		57.042		42.960		225.0	2:15.501		12	35.122		56.892		42.897		222.2	2:14.911	
6	35.672		57.169		42.798		223.1	2:15.639		13	35.080		56.459		44.059		220.4	2:15.598	
7	35.047		56.571		42.848		224.1	2:14.466		14	36.493		56.741		43.873		218.6	2:17.107	

27		David SCHUMACHER																	
lap	Sect-1	Speed	Sect-2	Speed	Sect-3	Speed	TopSpeed	laptime	pit	lap	Sect-1	Speed	Sect-2	Speed	Sect-3	Speed	Topspeed	laptime	pit
1			57.260		43.749		224.1	2:17.029		8	35.023		56.292		42.990		225.0	2:14.305	
2	35.778		56.874		44.561		225.0	2:17.213		9	35.229		56.344		42.911		225.0	2:14.484	
3	35.519		56.899		42.961		227.4	2:15.379		10	34.924		56.819		43.411		226.4	2:15.154	
4	35.327		57.025		42.951		225.5	2:15.303		11	35.406		56.465		43.020		221.8	2:14.891	
5	35.336		56.677		43.270		225.5	2:15.283		12	35.140		56.468		43.061		222.7	2:14.669	
6	35.763		58.871		42.819		223.6	2:17.453		13	35.095		56.161		43.077		223.1	2:14.333	
7	35.118		56.130		42.998		225.0	2:14.246		14	35.267		56.560		43.047		223.1	2:14.874	

88		Charles WEERTS																	
lap	Sect-1	Speed	Sect-2	Speed	Sect-3	Speed	TopSpeed	laptime	pit	lap	Sect-1	Speed	Sect-2	Speed	Sect-3	Speed	Topspeed	laptime	pit
1			57.306		43.385		223.1	2:17.363		8	36.057		58.476		43.069		221.3	2:17.602	
2	35.804		57.443		44.003		223.1	2:17.250		9	35.255		56.457		42.813		222.2	2:14.525	
3	35.562		57.113		42.715		225.9	2:15.390		10	35.107		56.178		42.836		222.7	2:14.121	
4	35.179		57.124		43.078		223.1	2:15.381		11	35.150		56.401		43.020		220.0	2:14.571	
5	35.697		57.098		43.180		222.2	2:15.975		12	35.108		56.280		42.755		222.2	2:14.143	
6	35.737		58.043		43.277		220.9	2:17.057		13	35.105		56.210		43.085		223.1	2:14.400	
7	35.168		56.378		42.928		220.9	2:14.474		14	36.169		56.241		42.727		220.9	2:15.137	

95		Tom BECKHAUSER																	
lap	Sect-1	Speed	Sect-2	Speed	Sect-3	Speed	TopSpeed	laptime	pit	lap	Sect-1	Speed	Sect-2	Speed	Sect-3	Speed	Topspeed	laptime	pit
1			57.073		43.330		223.1	2:14.846		8	35.577		56.765		42.759		229.8	2:15.101	
2	35.667		56.941		43.281		223.1	2:15.889		9	35.609		56.909		44.226		227.8	2:16.744	



FORMULA 4 UAE
Laps and Sector Times - RACE 2

21 - 24 February 2018
Yas Marina - Abu Dhabi - 5555 mtr.

3	35.944	1:01.107	43.809	223.6	2:20.860	10	35.800	56.898	43.374	229.3	2:16.072
4	35.947	56.804	42.950	225.5	2:15.701	11	35.591	57.706	43.248	227.4	2:16.545
5	35.112	56.751	42.839	227.8	2:14.702	12	35.379	56.967	43.076	223.6	2:15.422
6	35.970	57.757	43.764	<u>230.8</u>	2:17.491	13	35.175	<u>56.678</u>	<u>42.751</u>	226.9	<u>2:14.604</u>
7	36.288	57.089	43.547	225.0	2:16.924	14	35.722	56.732	42.850	226.4	2:15.304

888 Amaury CORDEEL																			
lap	Sect-1	Speed	Sect-2	Speed	Sect-3	Speed	TopSpeed	laptime	pit	lap	Sect-1	Speed	Sect-2	Speed	Sect-3	Speed	Topspeed	laptime	pit
1			57.377		43.042		219.5	2:15.890		8	<u>34.917</u>		56.131		42.691		220.9	2:13.739	
2	35.278		56.604		43.186		<u>225.0</u>	2:15.068		9	35.032		56.294		42.715		220.9	2:14.041	
3	35.844		56.948		42.831		220.9	2:15.623		10	35.006		56.024		42.674		222.7	<u>2:13.704</u>	
4	35.066		56.333		42.853		220.0	2:14.252		11	35.065		56.257		42.737		220.4	2:14.059	
5	35.099		56.098		42.803		219.1	2:14.000		12	35.193		56.308		42.707		220.0	2:14.208	
6	35.041		<u>55.861</u>		43.049		220.9	2:13.951		13	35.075		56.232		<u>42.560</u>		221.8	2:13.867	
7	35.139		56.001		42.600		221.3	2:13.740		14	35.151		56.191		42.749		220.4	2:14.091	