

YAS MOTOR RACING CLUB - Rnd.-4 Feb.21-23, 2019

**FORMULA 4 UAE
Final results RACE 1**

**20 - 24 February 2019
YAS Marina - Abu Dhabi - 5555 mtr.**

Started: 10		Not Started: 0		Classified: 10		Not Classified: 0			
Pos	Nbr	Name	Gap	Total time	Fastest	In	Avg. Speed		
1	15	Matteo NANNINI	-- 10 laps --	22:13.364	2:12.447	5	149.98		
2	8	Lucas ROY	7.556	22:20.920	2:12.918	7	149.13		
3	88	Rui ANDRADE	10.684	22:24.048	2:13.170	9	148.78		
4	9	Rashed GHANEM	12.976	22:26.340	2:13.064	10	148.53		
5	27	Joshua DURKSEN	13.455	22:26.819	2:12.689	7	148.48		
6	55	Filip KAMINIARZ	15.433	22:28.797	2:13.798	8	148.26		
7	34	Shihab ALHABSI	16.860	22:30.224	2:12.706	5	148.10		
8	14	Nicola MARINANGELI	26.100	22:39.464	2:13.621	8	147.10		
9	22	Nico GOHLER	31.155	22:44.519	2:14.381	6	146.55		
10	26	Rafa VILLANUEVA	-- 9 laps --	21:02.101	2:14.593	6	142.60		




CAR # 14, 5 SEC. PENALTY FOR CUT TURN 9.
CAR #27, 10 SEC. PENALTY CAUSING COLLISION.

Fastest time : 2:12.447 in lap 5 by nbr. 15 : Matteo NANNINI ()

Publication-time

Results: www.getraceresults.com

Timekeeping by : Time Service BV - The Netherlands

STEWARD  17.16	STEWARD 	STEWARD 	RICHARD MILLE
Page 1 of 1			

FORMULA 4 UAE
Sector analyse - RACE 1

 20 - 24 February 2019
 YAS Marina - Abu Dhabi - 5555 mtr.

Pos	Nbr	Name / Team name	Sector 1			Sector 2			Sector 3			Theoretical best	Actual best	In
			time	Lap	pos	time	Lap	pos	time	Lap	pos			
1	15	Matteo NANNINI	27.058	6	2	53.787	5	4	51.459	4	1	2:12.304	2:12.447	5
2	27	Joshua DURKSEN	27.094	3	3	53.783	8	2	51.691	4	2	2:12.568	2:12.689	7
3	8	Lucas ROY	27.222	8	6	53.826	5	5	51.798	7	3	2:12.846	2:12.918	7
4	88	Rui ANDRADE	27.277	8	10	53.784	6	3	51.929	9	4	2:12.990	2:13.170	9
5	9	Rashed GHANEM	27.231	10	7	53.861	10	6	51.960	3	5	2:13.052	2:13.064	10
6	55	Filip KAMINIARZ	27.211	8	5	54.008	8	8	52.072	4	7	2:13.291	2:13.798	8
7	34	Shihab ALHABSI	26.995	10	1	53.537	8	1	51.968	4	6	2:12.500	2:12.706	5
8	14	Nicola MARINANGELI	27.246	5	9	53.875	4	7	52.440	8	8	2:13.561	2:13.621	8
9	22	Nico GOHLER	27.162	6	4	54.436	4	9	52.546	5	9	2:14.144	2:14.381	6
10	26	Rafa VILLANUEVA	27.245	6	8	54.526	6	10	52.822	6	10	2:14.593	2:14.593	6

FORMULA 4 UAE
Laps and Sector Times - RACE 1
20 - 24 February 2019
YAS Marina - Abu Dhabi - 5555 mtr.

8		Lucas ROY															
lap	Sect-1	Speed	Sect-2	Speed	Sect-3	Speed	lap time	Top Speed	lap	Sect-1	Speed	Sect-2	Speed	Sect-3	Speed	lap time	Top Speed
1			54.106	230.8	54.088	228.3	2:20.008		6	27.303		54.023	229.3	51.883	219.5	2:13.209	
2	27.566		54.360	229.8	52.319	217.7	2:14.245		7	27.245		53.875	229.8	51.798	220.4	2:12.918	
3	27.392		54.196	229.8	51.981	219.1	2:13.569		8	27.222		53.841	229.8	52.060	220.4	2:13.123	
4	27.549		53.828	231.8	52.390	221.8	2:13.767		9	27.424		53.901	230.3	51.927	219.1	2:13.252	
5	27.403		53.826	231.8	52.410	222.2	2:13.639		10	27.270		54.055	230.3	51.865	220.0	2:13.190	

9		Rashed GHANEM															
lap	Sect-1	Speed	Sect-2	Speed	Sect-3	Speed	lap time	Top Speed	lap	Sect-1	Speed	Sect-2	Speed	Sect-3	Speed	lap time	Top Speed
1			55.237	225.0	54.962	220.9	2:20.797		6	27.270		53.956	230.3	52.255	221.8	2:13.481	
2	27.607		54.268	232.3	52.755	218.2	2:14.630		7	27.497		53.976	230.8	52.297	219.1	2:13.770	
3	27.383		55.131	232.3	51.960	218.2	2:14.474		8	27.425		53.870	231.3	52.301	222.2	2:13.596	
4	27.321		53.971	232.3	52.449	222.7	2:13.741		9	28.349		53.951	231.3	52.620	221.8	2:14.920	
5	27.373		54.071	232.8	52.423	221.3	2:13.867		10	27.231		53.861	228.8	51.972	220.0	2:13.064	

14		Nicola MARINANGELI															
lap	Sect-1	Speed	Sect-2	Speed	Sect-3	Speed	lap time	Top Speed	lap	Sect-1	Speed	Sect-2	Speed	Sect-3	Speed	lap time	Top Speed
1			54.736	229.8	53.960	208.1	2:21.818		6	27.328		54.175	228.8	52.640	223.1	2:14.143	
2	27.553		54.408	230.3	52.651	215.1	2:14.612		7	27.482		55.882	228.8	55.043	218.2	2:18.407	
3	27.473		54.612	230.3	52.521	215.1	2:14.606		8	27.292		53.889	231.8	52.440	223.1	2:13.621	
4	27.346		53.875	229.8	52.574	219.5	2:13.795		9	27.353		54.330	230.3	52.485	223.1	2:14.168	
5	27.246		54.718	229.8	52.931	222.2	2:14.895		10	27.630		54.126	229.8	52.643	221.8	2:14.399	

15		Matteo NANNINI															
lap	Sect-1	Speed	Sect-2	Speed	Sect-3	Speed	lap time	Top Speed	lap	Sect-1	Speed	Sect-2	Speed	Sect-3	Speed	lap time	Top Speed
1			54.727	226.4	52.378	213.0	2:16.376		6	27.058		54.086	228.3	52.079	217.3	2:13.223	
2	27.189		53.947	227.4	51.739	217.3	2:12.875		7	27.179		53.989	228.8	51.710	216.0	2:12.878	
3	27.112		54.225	227.4	51.502	218.6	2:12.839		8	27.189		53.995	228.8	51.822	217.3	2:13.006	
4	27.117		53.885	227.8	51.459	222.7	2:12.461		9	27.316		53.915	228.3	52.052	218.2	2:13.283	
5	27.071		53.787	228.3	51.589	216.9	2:12.447		10	27.372		53.997	228.8	52.607	213.4	2:13.976	

22		Nico GOHLER															
lap	Sect-1	Speed	Sect-2	Speed	Sect-3	Speed	lap time	Top Speed	lap	Sect-1	Speed	Sect-2	Speed	Sect-3	Speed	lap time	Top Speed
1			54.945	229.8	53.702	219.5	2:24.559		6	27.162		54.630	232.8	52.589	221.3	2:14.381	
2	27.296		55.905	229.3	52.782	220.0	2:15.983		7	27.340		54.650	233.3	56.157	222.7	2:18.147	
3	27.361		55.052	228.8	53.667	212.6	2:16.080		8	27.748		54.765	230.8	53.428	221.8	2:15.941	
4	27.203		54.436	230.8	52.749	224.5	2:14.388		9	27.779		54.789	229.8	53.074	220.9	2:15.642	
5	27.256		54.620	231.8	52.546	224.1	2:14.422		10	27.388		54.536	230.3	53.052	221.8	2:14.976	

26		Rafa VILLANUEVA															
lap	Sect-1	Speed	Sect-2	Speed	Sect-3	Speed	lap time	Top Speed	lap	Sect-1	Speed	Sect-2	Speed	Sect-3	Speed	lap time	Top Speed
1			55.014	228.8	53.640	225.5	2:22.926		6	27.245		54.526	229.8	52.822	227.8	2:14.593	
2	27.395		54.528	229.3	53.167	221.3	2:15.090		7	27.364		55.065	230.8	55.581	220.4	2:18.010	
3	27.359		55.538	228.8	53.505	225.9	2:16.402		8	27.827		55.717	230.3	53.999	226.9	2:17.543	
4	27.524		55.059	231.8	53.004	228.8	2:15.587		9	28.264		55.009	231.8	228.8		2:47.051	
5	27.470		54.532	229.3	52.897	227.4	2:14.899		10								

27		Joshua DURKSEN															
lap	Sect-1	Speed	Sect-2	Speed	Sect-3	Speed	lap time	Top Speed	lap	Sect-1	Speed	Sect-2	Speed	Sect-3	Speed	lap time	Top Speed
1			54.254	235.3	53.060	224.1	2:17.387		6	27.218		53.795	230.8	52.096	215.6	2:13.109	
2	27.345		53.871	233.3	52.794	218.6	2:14.010		7	27.130		53.813	230.8	51.746	222.2	2:12.689	
3	27.094		55.089	234.8	51.888	222.2	2:14.071		8	27.185		53.783	230.8	51.994	221.8	2:12.962	
4	27.239		53.917	230.3	51.691	223.6	2:12.847		9	27.335		53.786	231.8	51.943	220.0	2:13.064	
5	27.214		53.850	230.8	51.920	223.6	2:12.984		10	27.228		54.222	229.8	52.246	201.9	2:13.696	

34		Shihab ALHABSI															
lap	Sect-1	Speed	Sect-2	Speed	Sect-3	Speed	lap time	Top Speed	lap	Sect-1	Speed	Sect-2	Speed	Sect-3	Speed	lap time	Top Speed
1			54.168	229.8	53.093	222.2	2:17.084		6	27.176		53.654	231.8	52.334	222.2	2:13.164	
2	27.318		54.101	229.8	52.379	219.5	2:13.798		7	27.377		55.530	231.3	54.451	223.6	2:17.358	
3	27.163		1:04.813	230.3	52.638	222.2	2:24.614		8	27.146		53.537	230.8	52.034	221.3	2:12.717	
4	27.138		53.854	230.3	51.968	221.3	2:12.960		9	27.224		53.571	231.3	52.196	223.1	2:12.991	
5	27.034		53.548	231.3	52.124	221.3	2:12.706		10	26.995		53.683	231.8	52.154	220.0	2:12.832	

FORMULA 4 UAE
Laps and Sector Times - RACE 1
20 - 24 February 2019
YAS Marina - Abu Dhabi - 5555 mtr.

55		Filip KAMINIARZ															
lap	Sect-1	Speed	Sect-2	Speed	Sect-3	Speed	lap time	Top Speed	lap	Sect-1	Speed	Sect-2	Speed	Sect-3	Speed	lap time	Top Speed
1			54.970	231.3	52.611	222.2	2:18.505		6	27.572		54.283	229.3	52.176	218.2	2:14.031	
2	27.481		54.085	229.3	52.457	221.8	2:14.023		7	27.382		54.106	229.3	52.933	220.9	2:14.421	
3	27.374		54.508	227.8	52.268	222.7	2:14.150		8	<u>27.211</u>		<u>54.008</u>	<u>232.3</u>	52.579	223.6	<u>2:13.798</u>	
4	27.886		54.390	227.8	<u>52.072</u>	221.8	2:14.348		9	28.151		54.535	228.8	53.347	<u>225.0</u>	2:16.033	
5	27.424		54.202	227.4	53.254	218.2	2:14.880		10	27.564		54.451	228.8	52.593	221.3	2:14.608	

88		Rui ANDRADE															
lap	Sect-1	Speed	Sect-2	Speed	Sect-3	Speed	lap time	Top Speed	lap	Sect-1	Speed	Sect-2	Speed	Sect-3	Speed	lap time	Top Speed
1			54.384	230.8	53.496	219.1	2:20.450		6	27.322		<u>53.784</u>	231.3	52.503	217.3	2:13.609	
2	27.586		54.159	<u>232.3</u>	52.802	219.1	2:14.547		7	27.285		53.812	<u>232.3</u>	52.185	223.6	2:13.282	
3	27.395		54.462	230.3	52.373	221.8	2:14.230		8	<u>27.277</u>		53.929	228.3	52.379	221.3	2:13.585	
4	27.398		54.137	229.8	52.522	220.4	2:14.057		9	27.302		53.939	228.3	<u>51.929</u>	220.4	<u>2:13.170</u>	
5	27.344		53.977	229.8	52.289	220.0	2:13.610		10	27.304		54.139	229.3	52.065	219.1	2:13.508	