

Formula 4 UAE Result of Free Practice

16 - 18 January 2022
YAS Marina - Abu Dhabi - 5554 mtr

Pos	Nbr	Name	Entrant	Fastest	In	Gap	Diff	Laps	Km/h
1	88	Hamda AL QUBAISI	Abu Dhabi Racing	2:12.257	10			10	151.0
2	51	Francesco PIZZI	Xcel Motorsport	2:12.432	6	0.175	0.175	11	150.0
3	7	Lorenzo FLUXA	Xcel Motorsport	2:12.618	9	0.361	0.186	9	150.0
4	2	Nico GOHLER	BWT Mucke Motorsport	2:13.367	9	1.110	0.749	9	149.0
5	14	Nicola MARINANGELI	Xcel Motorsport	2:13.448	6	1.191	0.081	8	149.0
6	23	Erick ZUNIGA	BWT Mucke Motorsport	2:13.453	9	1.196	0.005	9	149.0
7	6	Zdenek CHOVANEC	Xcel Motorsport	2:13.690	9	1.433	0.237	10	149.0
8	18	Reema JUFFALI	Dragon Racing	2:14.243	10	1.986	0.553	10	148.0
9	8	Mehrbod SHAMELI	Xcel Motorsport	2:14.445	8	2.188	0.202	9	148.0
10	52	Constantin REISCH	3Y Technology / Brand Racing	2:14.494	7	2.237	0.049	9	148.0
11	3	Erwin ZANOTTI	BWT Mucke Motorsport	2:17.422	7	5.165	2.928	7	145.0
12	10	Abdulrahmen AL BLOUSHI	Dream Racing	2:30.398	5	18.141	12.976	7	132.0

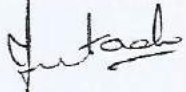
Fastest time : 2:12.257 in lap 10 by nbr. 88 : Hamda AL QUBAISI ()

Results: www.getraceresults.com


Timekeeping by: Time Service BV - The Netherlands

Publication-time


Clerk of the Course



Steward



Timekeeper



Faraz Ahmed

RICHARD MILLE

Formula 4 UAE

Sector analyse - Free Practice

16 - 18 January 2020
YAS Marina - Abu Dhabi - 5554 mtr

Pos	Nbr	Name / Team name	Sector 1			Sector 2			Sector 3			Theoretical best	Actual best
			time	Lap	pos	time	Lap	pos	time	Lap	pos		
1	88	Hamda AL QUBAISI	24.045	10	1	56.630	10	1	51.582	10	2	2:12.257	2:12.257
2	51	Francesco PIZZI	24.050	7	2	56.736	6	2	51.606	4	3	2:12.392	2:12.432
3	7	Lorenzo FLUXA	24.148	9	5	56.847	9	3	51.450	8	1	2:12.445	2:12.618
4	2	Nico GOHLER	24.187	10	6	57.237	6	7	51.837	9	4	2:13.261	2:13.367
5	14	Nicola MARINANGELI	24.282	7	9	56.862	7	4	52.059	6	5	2:13.203	2:13.448
6	23	Erick ZUNIGA	24.099	9	3	57.007	9	5	52.347	9	8	2:13.453	2:13.453
7	6	Zdenek CHOVANEC	24.242	11	8	57.195	9	6	52.170	9	6	2:13.607	2:13.690
8	18	Reema JUFFALI	24.102	10	4	57.333	9	8	52.720	10	10	2:14.155	2:14.243
9	8	Mehrbod SHAMELI	24.240	9	7	57.417	7	9	52.184	8	7	2:13.841	2:14.445
10	52	Constantin REISCH	24.393	7	10	57.491	7	10	52.584	6	9	2:14.468	2:14.494
11	3	Erwin ZANOTTI	24.676	8	11	58.639	7	11	53.579	7	11	2:16.894	2:17.422
12	10	Abdulrahmen AL BLOUSHI	26.877	8	12	1:00.947	8	12	59.303	7	12	2:27.127	2:30.398

Formula 4 UAE
Laptimes - Free Practice
16 - 18 January 2020
YAS Marina - Abu Dhabi - 5554 mtr.

Nbr	Name	Laps	lap	Lap ..1	Lap ..2	Lap ..3	Lap ..4	Lap ..5	Lap ..6	Lap ..7	Lap ..8	Lap ..9	Lap ..10
88	Hamda AL QUBAISI	10	1-10	2:17.159	2:22.004	2:13.488	2:13.603	2:13.121	2:13.326	2:13.324	2:14.273		
51	Francesco PIZZI	11	1-10	2:25.000	2:19.789	2:13.071	2:12.701	2:12.432	2:14.213	2:13.324	2:18.790	2:15.86	
			11-20										
7	Lorenzo FLUXA	9	1-10	2:19.240	2:14.042	2:13.229	2:13.982	2:13.710	2:13.616	2:12.797			
2	Nico GOHLER	9	1-10	2:20.307	2:17.331	2:17.243	2:20.363	2:14.180	2:14.185	2:13.872	2:13.737		
14	Nicola MARINANGELI	8	1-10	2:22.338	2:23.728	2:15.407	2:14.311	2:13.448	2:13.846	2:13.162			
23	Erick ZUNIGA	9	1-10	2:15.223	2:15.911	2:17.301	2:21.984	2:16.800	2:14.827	2:14.591	2:14.162		
6	Zdenek CHOVANEC	10	1-10	2:17.821	2:20.559	2:15.500	2:20.786	2:16.051	2:14.893	2:16.115	2:14.313	2:13.690	2:14.313
18	Reema JUFFALI	10	1-10	2:20.508	2:17.085	2:15.655	2:24.960	2:16.274	2:24.546	2:17.072	2:14.390		
8	Mehrbod SHAMELI	9	1-10	2:28.721	2:16.334	2:16.976	2:16.818	2:15.059	2:14.572	2:14.445	2:14.525		
52	Constantin REISCH	9	1-10	2:20.494	2:16.580	2:15.698	2:18.065	2:15.068	2:14.454	2:17.072	2:14.151		
3	Erwin ZANOTTI	7	1-10	2:45.324	2:45.247	2:08.874	2:12.204	2:14.503	2:25.599				
10	Abdulrahmen AL BLOUSHI	7	1-10	2:43.843	2:31.643	2:59.296	2:20.398	2:34.929	2:45.077				

Formula 4 UAE

Laps and Sector Times - Free Practice

16 - 18 January 2020
YAS Marina - Abu Dhabi - 5554 mtr.

2 Nico GOHLER																	
lap	Sect-1	Speed	Sect-2	Speed	Sect-3	Speed	lap time	Top Speed	lap	Sect-1	Speed	Sect-2	Speed	Sect-3	Speed	lap time	Top Speed
1	Pit Out		1:19.300	134.8	59.627	124.6	3:00.302		6	24.282		57.237	234.8	52.666	220.4	2:14.185	
2	27.039		1:02.232	213.0	Pit In	198.2	2:27.349		7	24.251		57.367	235.3	52.254	220.0	2:13.872	
3	Pit Out		1:13.738	170.6	55.932	136.0	5:37.941		8	24.260		57.373	235.8	52.104	220.9	2:13.737	
4	27.301		1:00.267	222.7	52.795	191.5	2:20.363		9	24.227		57.303	235.3	51.837	220.4	2:12.367	
5	24.349		57.369	234.3	52.462	218.6	2:14.180		10								

3 Erwin ZANOTTI																	
lap	Sect-1	Speed	Sect-2	Speed	Sect-3	Speed	lap time	Top Speed	lap	Sect-1	Speed	Sect-2	Speed	Sect-3	Speed	lap time	Top Speed
1	Pit Out		1:19.979	152.5	1:08.941	133.7	3:11.824		5	Pit Out		1:03.166	209.7	59.609	168.0	4:54.503	
2	29.113		1:06.156	169.3	Pit In	152.1	2:45.941		6	27.841		1:02.387	228.3	55.371	205.7	2:25.599	
3	Pit Out		1:11.121	149.6	1:04.572	162.9	3:05.674		7	25.204		58.629	233.8	53.579	219.5	2:13.412	
4	31.930		1:10.431	194.2	Pit In	108.1	3:12.204		8								

6 Zdenek CHOVANEC																	
lap	Sect-1	Speed	Sect-2	Speed	Sect-3	Speed	lap time	Top Speed	lap	Sect-1	Speed	Sect-2	Speed	Sect-3	Speed	lap time	Top Speed
1	Pit Out		1:07.076	195.3	57.857	177.6	2:41.521		6	24.386		57.769	233.3	52.738	216.0	2:14.893	
2	27.189		1:10.216	149.8	Pit In	110.4	2:38.933		7	24.569		57.575	232.3	53.971	217.7	2:16.115	
3	Pit Out		1:08.948	190.5	59.947	170.9	5:15.540		8	24.295		57.653	232.8	52.365	215.6	2:14.313	
4	26.081		59.858	226.4	54.847	193.5	2:20.786		9	24.325		57.195	232.8	52.170	219.2	2:13.690	
5	24.674		58.304	231.3	53.073	215.6	2:16.051		10	24.402		57.203	233.3	52.431	217.7	2:14.133	

7 Lorenzo FLUXA																	
lap	Sect-1	Speed	Sect-2	Speed	Sect-3	Speed	lap time	Top Speed	lap	Sect-1	Speed	Sect-2	Speed	Sect-3	Speed	lap time	Top Speed
1	Pit Out		1:04.525	198.9	55.060	183.7	2:35.025		6	24.248		57.728	232.3	51.734	215.1	2:13.710	
2	25.102		1:00.505	210.9	53.633	189.8	2:19.240		7	24.326		57.257	231.8	52.033	216.9	2:13.616	
3	24.503		57.480	231.3	52.059	217.3	2:14.042		8	24.298		57.051	232.8	51.450	218.2	2:12.797	
4	24.259		57.344	231.8	51.626	215.6	2:13.229		9	24.148		56.847	233.8	51.623	219.1	2:12.618	
5	24.248		57.091	231.8	52.643	216.0	2:13.982		10								

8 Mehrbod SHAMELI																	
lap	Sect-1	Speed	Sect-2	Speed	Sect-3	Speed	lap time	Top Speed	lap	Sect-1	Speed	Sect-2	Speed	Sect-3	Speed	lap time	Top Speed
1	Pit Out		1:09.913	208.5	59.443	203.4	2:49.451		6	24.788		57.790	232.3	52.481	213.0	2:15.059	
2	25.705		1:06.830	208.5	56.186	196.7	2:28.721		7	24.485		57.417	232.3	52.670	212.2	2:14.572	
3	25.133		58.088	231.3	53.113	215.1	2:16.334		8	24.638		57.625	231.8	52.184	215.1	2:14.445	
4	25.487		58.089	231.8	53.400	213.4	2:16.976		9	24.240		57.772	232.3	52.513	214.7	2:14.525	
5	24.630		57.835	232.3	54.353	210.9	2:16.818		10								

10 Abdulrahmen AL BLOUSHI																	
lap	Sect-1	Speed	Sect-2	Speed	Sect-3	Speed	lap time	Top Speed	lap	Sect-1	Speed	Sect-2	Speed	Sect-3	Speed	lap time	Top Speed
1	Pit Out		1:28.089	175.9	1:18.060	141.4	3:40.040		5	27.460		1:01.984	225.5	1:00.954	187.2	2:30.398	
2	33.578		1:06.529	221.8	1:03.736	189.5	2:43.843		6	27.767		1:01.185	228.3	Pit In	185.9	2:34.929	
3	27.343		1:02.597	225.5	1:01.703	175.3	2:31.643		7	Pit Out		1:02.035	228.8	59.303	187.5	4:43.077	
4	52.850		1:03.991	227.4	1:02.455	185.2	2:59.296		8								

14 Nicola MARINANGELI																	
lap	Sect-1	Speed	Sect-2	Speed	Sect-3	Speed	lap time	Top Speed	lap	Sect-1	Speed	Sect-2	Speed	Sect-3	Speed	lap time	Top Speed
1	Pit Out		1:06.739	201.9	59.864	153.6	2:42.984		5	24.449		57.013	233.3	52.849	215.6	2:14.311	
2	26.398		1:00.604	221.8	55.336	180.0	2:22.338		6	24.323		57.066	233.3	52.059	218.6	2:13.448	
3	24.984		1:01.566	192.5	57.178	166.2	2:23.728		7	24.282		56.862	234.8	52.702	218.6	2:13.846	
4	24.600		57.339	232.3	53.468	216.0	2:15.407		8	24.314		56.878	234.3	Pit In	220.4	2:16.162	

18 Reema JUFFALI																	
lap	Sect-1	Speed	Sect-2	Speed	Sect-3	Speed	lap time	Top Speed	lap	Sect-1	Speed	Sect-2	Speed	Sect-3	Speed	lap time	Top Speed
1	Pit Out		1:04.275	208.1	56.214	180.6	2:39.806		6	Pit Out		1:15.371	102.2	59.350	165.9	5:38.274	
2	25.783		1:00.315	227.8	54.410	196.7	2:20.508		7	28.560		1:00.190	228.8	55.796	194.9	2:24.546	
3	24.922		58.395	235.3	53.768	206.5	2:17.085		8	25.475		58.522	229.8	53.075	198.5	2:17.072	
4	24.640		57.882	235.3	53.133	213.4	2:15.655		9	24.278		57.333	236.8	52.779	215.6	2:14.390	
5	25.284		1:01.406	203.8	Pit In	186.2	3:24.960		10	24.102		57.421	237.9	52.720	213.9	2:14.243	

23 Erick ZUNIGA																	
lap	Sect-1	Speed	Sect-2	Speed	Sect-3	Speed	lap time	Top Speed	lap	Sect-1	Speed	Sect-2	Speed	Sect-3	Speed	lap time	Top Speed
1	Pit Out		1:13.388	164.9	1:04.180	131.5	2:57.223		6	24.410		57.889	232.3	52.528	218.6	2:14.827	
2	27.201		1:05.542	172.5	Pit In	167.7	2:35.912		7	24.456		57.615	232.8	52.520	218.6	2:14.591	
3	Pit Out		1:03.857	225.0	57.251	183.7	6:37.001		8	24.362		57.285	233.8	52.515	219.5	2:14.162	
4	25.983		59.637	227.4	56.364	204.2	2:21.984		9	24.099		57.007	233.8	52.347	219.1	2:13.453	

Formula 4 UAE

16 - 18 January 2020

Laps and Sector Times - Free Practice

YAS Marina - Abu Dhabi - 5554 m

5	25.266	58.391	231.3	53.143	216.9	2:16.800	10										
51	Francesco PIZZI																
lap	Sect-1	Speed	Sect-2	Speed	Sect-3	Speed	lap time	Top Speed	lap	Sect-1	Speed	Sect-2	Speed	Sect-3	Speed	lap time	Top S
1	Pit Out		1:10.493	169.3	57.885	181.2			7	24.050		56.805	236.3	53.358	216.4	2:14.213	
2	26.652		1:03.978	190.8	54.370	200.0	2:25.000		8	24.102		56.818	237.4	52.404	219.5	2:13.324	
3	25.326		1:01.174	197.1	53.289	213.0	2:19.789		9	24.150		1:01.608	213.4	53.032	201.9	2:13.790	
4	24.254		57.211	233.8	51.606	220.0	2:13.071		10	24.138		58.760	236.3	52.964	210.5	2:15.862	
5	24.198		56.831	235.3	51.672	220.9	2:12.701		11	24.256		56.984	236.8	52.637	220.4		
6	24.082		56.736	235.3	51.614	221.3	2:12.432		12								
52	Constantin REISCH																
lap	Sect-1	Speed	Sect-2	Speed	Sect-3	Speed	lap time	Top Speed	lap	Sect-1	Speed	Sect-2	Speed	Sect-3	Speed	lap time	Top S
1	Pit Out		1:06.221	215.1	58.714	175.0			6	24.544		57.940	232.3	52.584	219.1	2:15.068	
2	25.446		1:00.488	224.1	54.560	210.5	2:20.494		7	24.393		57.491	233.3	52.610	220.4	2:14.494	
3	24.897		58.577	230.8	53.106	214.3	2:16.580		8	24.494		57.746	233.3	Pit In	220.0		
4	24.742		58.213	232.8	52.738	220.0	2:15.698		9	Pit Out		59.915	228.8	53.911	220.9		
5	24.529		58.407	232.3	53.129	220.4	2:16.065		10								
88	Hamda AL QUBAISI																
lap	Sect-1	Speed	Sect-2	Speed	Sect-3	Speed	lap time	Top Speed	lap	Sect-1	Speed	Sect-2	Speed	Sect-3	Speed	lap time	Top S
1	Pit Out		1:04.706	196.4	55.983	166.2			6	24.146		56.971	235.8	52.004	221.3	2:13.121	
2	25.264		58.719	229.8	53.176	217.3	2:17.159		7	24.048		56.941	236.3	Pit In	220.4		
3	26.258		1:02.215	216.0	53.531	210.5	2:22.004		8	Pit Out		1:02.197	214.7	54.304	189.5		
4	24.292		57.051	235.3	52.145	220.9	2:13.488		9	24.498		57.755	233.3	52.020	210.5	2:14.273	
5	24.116		56.823	236.8	52.664	222.2	2:13.603		10	24.045		56.630	237.4	51.582	218.6		