

**7th Gulf 12 Hours 2017**

**Formula 4 UAE  
Final results Race 3**

**14 - 16 December 2017  
Yas Marina - Abu Dhabi - 5555 mtr.**

**Started: 8      Not Started: 0      Classified: 7      Not Classified: 1**

| Pos | Nbr | Name                     | Team                     | Gap           | Total time | Fastest  | In | Avg. Speed |
|-----|-----|--------------------------|--------------------------|---------------|------------|----------|----|------------|
| 1   | 64  | Olli Caldwell (GBR)      | SILBERPFEIL Energy Dubai | -- 13 laps -- | 31:45.120  | 2:14.522 | 8  | 136.46     |
| 2   | 88  | Charles Weerts (BEL)     | Dragon F4                | 0.335         | 31:45.455  | 2:14.463 | 10 | 136.43     |
| 3   | 22  | Lucas Petersson (SWE)    | SILBERPFEIL Energy Dubai | 0.962         | 31:46.082  | 2:13.920 | 10 | 136.39     |
| 4   | 9   | Petr Ptacek (CZE)        | Rasgaira Motorsports     | 2.352         | 31:47.472  | 2:15.170 | 9  | 136.29     |
| 5   | 95  | Tom Beckhauser (CZE)     | CRAM Motorsport          | 6.495         | 31:51.615  | 2:14.237 | 6  | 135.99     |
| 6   | 8   | Lucas Alecco Roy (GER)   | Dragon F4                | 12.868        | 31:57.988  | 2:15.614 | 6  | 135.54     |
| 7   | 67  | Mikhail Spiridinov (RUS) | GDL Racing               | 1:21.171      | 33:06.291  | 2:18.583 | 9  | 130.88     |





| Not Classified |    | Classification limit (90% of 13 Laps) = 11 Laps |              |              |           |          |   |        |
|----------------|----|---|--------------|--------------|-----------|----------|---|--------|
| DNC            | 92 | Logan Hannah (GBR)                              | Dream Racing | -- 9 laps -- | 21:04.204 | 2:17.997 | 9 | 142.36 |

CAR NO. 10 - 10 SECONDS TIME PENALTY - EXCEEDING TRACK LIMITS  
CAR NO. 95 - 5 SECONDS TIME PENALTY - EXCEEDING TRACK LIMITS

Fastest time : 2:13.920 in lap 10 by nbr. 22 : Lucas Petersson ()

Results and lap times : [www.getraceresults.com](http://www.getraceresults.com)

Timekeeping by : Time Service BV - Holland

|   |   |   |  |
|---|---|---|--|
| Steward<br><br>Phiroze Jhaveri | Steward<br><br>Rod Smith | Steward<br><br>Mohamed Al Hashmi | <b>Publication-time</b><br> <b>timeservice.nl</b> |
| Page 1 of 1   |   |   |  |

## 7th Gulf 12 Hours 2017

Formula 4 UAE

14 - 16 December 2017

Laps and Sector Times - Race 3

Yas Marina - Abu Dhabi - 5555 mtr.

| 8 Lucas Alecco Roy |               |              |               |       |        |       |              |                 |     |     |          |              |          |       |               |       |          |          |     |
|--------------------|---------------|--------------|---------------|-------|--------|-------|--------------|-----------------|-----|-----|----------|--------------|----------|-------|---------------|-------|----------|----------|-----|
| lap                | Sect-1        | Speed        | Sect-2        | Speed | Sect-3 | Speed | TopSpeed     | laptime         | pit | lap | Sect-1   | Speed        | Sect-2   | Speed | Sect-3        | Speed | Topspeed | laptime  | pit |
| 1                  |               | 220.9        | 50.283        |       | 32.871 |       | <u>208.5</u> | 2:25.878        |     | 8   | 58.184   | 221.3        | 48.441   |       | 29.543        |       | 205.3    | 2:16.168 |     |
| 2                  | 58.941        | 221.3        | 49.529        |       | 29.860 |       | 203.0        | 2:18.330        |     | 9   | 58.699   | <u>221.8</u> | 48.585   |       | 29.123        |       | 204.5    | 2:16.407 |     |
| 3                  | 58.213        | 220.0        | 49.516        |       | 29.519 |       | <u>208.5</u> | 2:17.248        |     | 10  | 58.165   | 220.4        | 49.178   |       | <u>29.078</u> |       | 205.3    | 2:16.421 |     |
| 4                  | 58.264        | 220.9        | 48.678        |       | 29.207 |       | 203.4        | 2:16.149        |     | 11  | 58.315   | 218.6        | 50.624   |       | 30.002        |       | 193.2    | 2:18.941 |     |
| 5                  | 58.234        | 220.4        | 49.053        |       | 29.296 |       | 203.8        | 2:16.583        |     | 12  | 1:03.821 | 78.5         | 1:35.777 |       | 45.306        |       | 72.2     | 3:24.904 |     |
| 6                  | 58.096        | 220.9        | <u>48.401</u> |       | 29.117 |       | 205.3        | <u>2:15.614</u> |     | 13  | 1:19.987 | 169.0        | 1:11.944 |       | 37.760        |       | 134.5    | 3:09.691 |     |
| 7                  | <u>58.092</u> | <u>221.8</u> | 48.459        |       | 29.103 |       | 204.5        | 2:15.654        |     | 14  |          |              |          |       |               |       |          |          |     |

| 9 Petr Ptacek |        |       |        |       |        |       |              |          |     |     |               |              |               |       |               |       |          |                 |     |
|---------------|--------|-------|--------|-------|--------|-------|--------------|----------|-----|-----|---------------|--------------|---------------|-------|---------------|-------|----------|-----------------|-----|
| lap           | Sect-1 | Speed | Sect-2 | Speed | Sect-3 | Speed | TopSpeed     | laptime  | pit | lap | Sect-1        | Speed        | Sect-2        | Speed | Sect-3        | Speed | Topspeed | laptime         | pit |
| 1             |        | 220.9 | 50.327 |       | 29.737 |       | 202.6        | 2:22.728 |     | 8   | 58.164        | 223.1        | <u>48.129</u> |       | 29.062        |       | 204.9    | 2:15.355        |     |
| 2             | 58.547 | 222.2 | 48.794 |       | 29.370 |       | 201.5        | 2:16.711 |     | 9   | <u>58.014</u> | <u>223.6</u> | 48.138        |       | <u>29.018</u> |       | 204.5    | <u>2:15.170</u> |     |
| 3             | 58.244 | 221.3 | 48.370 |       | 29.104 |       | 203.8        | 2:15.718 |     | 10  | 58.122        | 221.8        | 48.290        |       | 29.045        |       | 204.9    | 2:15.457        |     |
| 4             | 58.148 | 221.3 | 48.170 |       | 29.125 |       | 203.4        | 2:15.443 |     | 11  | 58.389        | 218.2        | 50.140        |       | 29.534        |       | 203.8    | 2:18.063        |     |
| 5             | 58.519 | 219.5 | 48.476 |       | 29.309 |       | 203.0        | 2:16.304 |     | 12  | 1:11.108      | 73.8         | 1:35.771      |       | 45.269        |       | 71.6     | 3:32.148        |     |
| 6             | 58.070 | 221.3 | 48.328 |       | 29.195 |       | 203.4        | 2:15.593 |     | 13  | 1:19.864      | 163.4        | 1:12.324      |       | 37.560        |       | 122.0    | 3:09.748        |     |
| 7             | 58.410 | 222.7 | 48.700 |       | 31.924 |       | <u>205.3</u> | 2:19.034 |     | 14  |               |              |               |       |               |       |          |                 |     |

| 22 Lucas Petersson |        |       |        |       |        |       |          |          |     |     |               |              |               |       |               |       |              |                 |     |
|--------------------|--------|-------|--------|-------|--------|-------|----------|----------|-----|-----|---------------|--------------|---------------|-------|---------------|-------|--------------|-----------------|-----|
| lap                | Sect-1 | Speed | Sect-2 | Speed | Sect-3 | Speed | TopSpeed | laptime  | pit | lap | Sect-1        | Speed        | Sect-2        | Speed | Sect-3        | Speed | Topspeed     | laptime         | pit |
| 1                  |        | 220.4 | 50.116 |       | 29.573 |       | 204.9    | 2:21.154 |     | 8   | 57.949        | 224.5        | 47.762        |       | 29.150        |       | 207.3        | 2:14.861        |     |
| 2                  | 58.830 | 219.1 | 48.575 |       | 29.243 |       | 197.8    | 2:16.648 |     | 9   | 57.496        | <u>225.9</u> | 48.086        |       | 29.019        |       | 199.3        | 2:14.601        |     |
| 3                  | 57.579 | 223.1 | 48.435 |       | 29.227 |       | 201.5    | 2:15.241 |     | 10  | <u>57.469</u> | <u>223.6</u> | <u>47.687</u> |       | <u>28.764</u> |       | <u>208.1</u> | <u>2:13.920</u> |     |
| 4                  | 57.865 | 224.1 | 47.974 |       | 29.136 |       | 206.9    | 2:14.975 |     | 11  | 57.861        | 220.9        | 49.274        |       | 29.337        |       | 206.1        | 2:16.472        |     |
| 5                  | 58.252 | 220.0 | 48.611 |       | 29.695 |       | 201.1    | 2:16.558 |     | 12  | 1:14.739      | 75.4         | 1:36.810      |       | 45.077        |       | 68.6         | 3:36.626        |     |
| 6                  | 57.850 | 223.1 | 49.160 |       | 29.371 |       | 200.7    | 2:16.381 |     | 13  | 1:19.564      | 137.9        | 1:13.449      |       | 37.090        |       | 111.3        | 3:10.103        |     |
| 7                  | 59.323 | 220.9 | 49.057 |       | 30.162 |       | 206.9    | 2:18.542 |     | 14  |               |              |               |       |               |       |              |                 |     |

| 64 Olli Caldwell |               |       |        |       |        |       |          |          |     |     |          |              |               |       |               |       |              |                 |     |
|------------------|---------------|-------|--------|-------|--------|-------|----------|----------|-----|-----|----------|--------------|---------------|-------|---------------|-------|--------------|-----------------|-----|
| lap              | Sect-1        | Speed | Sect-2 | Speed | Sect-3 | Speed | TopSpeed | laptime  | pit | lap | Sect-1   | Speed        | Sect-2        | Speed | Sect-3        | Speed | Topspeed     | laptime         | pit |
| 1                |               | 221.3 | 49.163 |       | 29.366 |       | 203.8    | 2:20.534 |     | 8   | 57.623   | 222.7        | 48.024        |       | <u>28.875</u> |       | 204.2        | <u>2:14.522</u> |     |
| 2                | 58.225        | 220.4 | 48.561 |       | 29.089 |       | 204.9    | 2:15.875 |     | 9   | 57.566   | <u>223.6</u> | 48.224        |       | 28.931        |       | 204.5        | 2:14.721        |     |
| 3                | 57.837        | 221.3 | 48.260 |       | 29.062 |       | 204.2    | 2:15.159 |     | 10  | 57.553   | 222.2        | <u>47.968</u> |       | 29.022        |       | <u>206.1</u> | 2:14.543        |     |
| 4                | 57.738        | 220.9 | 48.089 |       | 28.961 |       | 204.2    | 2:14.788 |     | 11  | 57.860   | 220.0        | 51.245        |       | 29.927        |       | 179.4        | 2:19.032        |     |
| 5                | 57.714        | 220.4 | 48.133 |       | 28.934 |       | 204.9    | 2:14.781 |     | 12  | 1:18.321 | 71.4         | 1:37.649      |       | 44.607        |       | 73.1         | 3:40.577        |     |
| 6                | <u>57.547</u> | 221.8 | 48.074 |       | 28.924 |       | 205.3    | 2:14.545 |     | 13  | 1:18.516 | 138.1        | 1:14.746      |       | 37.819        |       | 115.3        | 3:11.081        |     |
| 7                | 57.795        | 221.8 | 48.110 |       | 29.057 |       | 204.9    | 2:14.962 |     | 14  |          |              |               |       |               |       |              |                 |     |

| 67 Mikhail Spiridinov |        |              |               |       |        |       |              |          |     |     |               |       |          |       |               |       |          |                 |     |
|-----------------------|--------|--------------|---------------|-------|--------|-------|--------------|----------|-----|-----|---------------|-------|----------|-------|---------------|-------|----------|-----------------|-----|
| lap                   | Sect-1 | Speed        | Sect-2        | Speed | Sect-3 | Speed | TopSpeed     | laptime  | pit | lap | Sect-1        | Speed | Sect-2   | Speed | Sect-3        | Speed | Topspeed | laptime         | pit |
| 1                     |        | 217.3        | 49.969        |       | 30.704 |       | 201.9        | 2:25.320 |     | 8   | <u>58.896</u> | 219.5 | 49.587   |       | 30.128        |       | 200.7    | 2:18.611        |     |
| 2                     | 59.845 | <u>224.1</u> | 50.292        |       | 33.124 |       | 201.9        | 2:23.261 |     | 9   | 59.035        | 219.5 | 49.563   |       | <u>29.985</u> |       | 200.0    | <u>2:18.583</u> |     |
| 3                     | 59.372 | 218.2        | 49.712        |       | 30.575 |       | <u>202.6</u> | 2:19.659 |     | 10  | 58.915        | 217.7 | 1:38.066 |       | 31.702        |       | 200.4    | 3:08.683        |     |
| 4                     | 59.541 | 217.3        | 49.976        |       | 30.656 |       | 201.1        | 2:20.173 |     | 11  | 1:58.711      | 71.1  | 1:37.826 |       | 37.068        |       | 74.6     | 4:13.605        |     |
| 5                     | 59.533 | 217.3        | 49.848        |       | 30.287 |       | 202.2        | 2:19.668 |     | 12  | 59.498        | 216.9 | 50.643   |       | 30.688        |       | 174.2    | 2:20.829        |     |
| 6                     | 59.127 | 219.5        | <u>49.509</u> |       | 30.378 |       | 201.9        | 2:19.014 |     | 13  | 59.537        | 216.0 | 49.749   |       | 30.236        |       | 199.6    | 2:19.522        |     |
| 7                     | 59.238 | 218.6        | 49.896        |       | 30.229 |       | <u>202.6</u> | 2:19.363 |     | 14  |               |       |          |       |               |       |          |                 |     |

| 88 Charles Weerts |        |       |        |       |        |       |              |          |     |     |               |              |               |       |               |       |          |                 |     |
|-------------------|--------|-------|--------|-------|--------|-------|--------------|----------|-----|-----|---------------|--------------|---------------|-------|---------------|-------|----------|-----------------|-----|
| lap               | Sect-1 | Speed | Sect-2 | Speed | Sect-3 | Speed | TopSpeed     | laptime  | pit | lap | Sect-1        | Speed        | Sect-2        | Speed | Sect-3        | Speed | Topspeed | laptime         | pit |
| 1                 |        | 217.7 | 50.882 |       | 29.174 |       | 200.4        | 2:21.609 |     | 8   | <u>57.819</u> | 221.8        | 47.990        |       | 28.736        |       | 203.0    | 2:14.545        |     |
| 2                 | 58.185 | 221.3 | 48.397 |       | 29.057 |       | <u>204.9</u> | 2:15.639 |     | 9   | 57.865        | <u>223.1</u> | <u>47.836</u> |       | 28.851        |       | 203.4    | 2:14.552        |     |
| 3                 | 57.949 | 221.3 | 48.296 |       | 28.899 |       | 204.5        | 2:15.144 |     | 10  | 57.946        | 222.7        | 47.843        |       | <u>28.674</u> |       | 203.8    | <u>2:14.463</u> |     |
| 4                 | 57.940 | 221.8 | 48.090 |       | 29.221 |       | 204.2        | 2:15.251 |     | 11  | 57.928        | 218.6        | 49.025        |       | 28.933        |       | 203.4    | 2:15.886        |     |
| 5                 | 58.523 | 220.4 | 48.554 |       | 29.519 |       | 203.4        | 2:16.596 |     | 12  | 1:14.891      | 72.6         | 1:37.597      |       | 44.348        |       | 74.7     | 3:36.836        |     |
| 6                 | 58.078 | 221.3 | 48.991 |       | 29.547 |       | 204.5        | 2:16.616 |     | 13  | 1:18.666      | 131.2        | 1:14.408      |       | 37.952        |       | 112.4    | 3:11.026        |     |
| 7                 | 59.311 | 220.4 | 48.918 |       | 29.063 |       | 204.5        | 2:17.292 |     | 14  |               |              |               |       |               |       |          |                 |     |

| 92 Logan Hannah |          |       |        |       |        |       |          |          |     |     |        |       |        |       |        |       |          |          |     |
|-----------------|----------|-------|--------|-------|--------|-------|----------|----------|-----|-----|--------|-------|--------|-------|--------|-------|----------|----------|-----|
| lap             | Sect-1   | Speed | Sect-2 | Speed | Sect-3 | Speed | TopSpeed | laptime  | pit | lap | Sect-1 | Speed | Sect-2 | Speed | Sect-3 | Speed | Topspeed | laptime  | pit |
| 1               |          | 217.7 | 51.657 |       | 30.595 |       | 194.9    | 2:27.759 |     | 6   | 59.390 | 219.5 | 49.656 |       | 29.695 |       | 203.0    | 2:18.741 |     |
| 2               | 1:00.128 | 220.0 | 50.616 |       | 30.689 |       | 201.1    | 2:21.433 |     | 7   | 59.810 | 220.0 | 49.595 |       | 29.747 |       | 203.0    | 2:19.152 |     |

## 7th Gulf 12 Hours 2017

Formula 4 UAE

14 - 16 December 2017

Laps and Sector Times - Race 3

Yas Marina - Abu Dhabi - 5555 mtr.

|   |          |       |        |        |       |          |    |               |              |               |               |       |                 |
|---|----------|-------|--------|--------|-------|----------|----|---------------|--------------|---------------|---------------|-------|-----------------|
| 3 | 1:00.409 | 220.4 | 50.489 | 30.110 | 201.9 | 2:21.008 | 8  | 58.985        | 220.9        | 49.613        | <u>29.512</u> | 203.8 | 2:18.110        |
| 4 | 59.938   | 219.1 | 50.389 | 30.069 | 202.6 | 2:20.396 | 9  | <u>58.686</u> | <u>223.1</u> | <u>49.510</u> | 29.801        | 199.6 | <u>2:17.997</u> |
| 5 | 59.345   | 219.1 | 49.916 | 30.347 | 202.2 | 2:19.608 | 10 |               |              |               |               |       |                 |

| 95  |        | Tom Beckhauser |        |       |               |       |              |                 |     |     |               |              |               |       |        |       |          |          |     |
|-----|--------|----------------|--------|-------|---------------|-------|--------------|-----------------|-----|-----|---------------|--------------|---------------|-------|--------|-------|----------|----------|-----|
| lap | Sect-1 | Speed          | Sect-2 | Speed | Sect-3        | Speed | TopSpeed     | laptime         | pit | lap | Sect-1        | Speed        | Sect-2        | Speed | Sect-3 | Speed | TopSpeed | laptime  | pit |
| 1   |        | 221.3          | 49.423 |       | 31.378        |       | 206.9        | 2:26.213        |     | 8   | <u>57.510</u> | 226.9        | <u>47.637</u> |       | 29.158 |       | 208.9    | 2:14.305 |     |
| 2   | 58.745 | 225.9          | 49.776 |       | 29.866        |       | <u>209.7</u> | 2:18.387        |     | 9   | 57.714        | <u>227.4</u> | 47.768        |       | 29.221 |       | 207.3    | 2:14.703 |     |
| 3   | 57.843 | <u>227.4</u>   | 48.654 |       | 29.295        |       | 204.5        | 2:15.792        |     | 10  | 57.786        | 224.5        | 47.679        |       | 29.299 |       | 208.5    | 2:14.764 |     |
| 4   | 57.800 | 222.7          | 48.097 |       | 29.246        |       | 205.3        | 2:15.143        |     | 11  | 57.609        | 222.7        | 48.943        |       | 29.409 |       | 204.9    | 2:15.961 |     |
| 5   | 57.693 | 221.8          | 47.773 |       | 29.058        |       | 205.3        | 2:14.524        |     | 12  | 1:14.676      | 71.1         | 1:36.605      |       | 44.975 |       | 70.9     | 3:36.256 |     |
| 6   | 57.558 | 224.1          | 47.666 |       | <u>29.013</u> |       | 206.5        | <u>2:14.237</u> |     | 13  | 1:19.645      | 146.7        | 1:13.206      |       | 37.275 |       | 116.6    | 3:10.126 |     |
| 7   | 57.654 | 224.5          | 47.991 |       | 30.559        |       | <u>209.7</u> | 2:16.204        |     | 14  |               |              |               |       |        |       |          |          |     |

## 7th Gulf 12 Hours 2017

Positions for each lap - Race 3

### Formula 4 UAE

Positions for each lap

14 - 16 December 2017

Yas Marina - Abu Dhabi - 5555 mtr.

| Pos | Nr. | Name               | 1  | 2  | 3  | 4  | 5  | 6  | 7  | 8  | 9  | 10 | 11 | 12 | 13 |
|-----|-----|--------------------|----|----|----|----|----|----|----|----|----|----|----|----|----|
| 1   | 64  | Olli Caldwell      | 64 | 64 | 64 | 64 | 64 | 64 | 64 | 64 | 64 | 64 | 64 | 64 | 64 |
| 2   | 88  | Charles Weerts     | 22 | 88 | 88 | 88 | 88 | 88 | 88 | 88 | 88 | 88 | 88 | 88 | 88 |
| 3   | 22  | Lucas Petersson    | 88 | 22 | 22 | 22 | 22 | 22 | 22 | 22 | 22 | 22 | 22 | 22 | 22 |
| 4   | 95  | Tom Beckhauser     | 9  | 9  | 9  | 9  | 9  | 9  | 95 | 95 | 95 | 95 | 95 | 95 | 95 |
| 5   | 9   | Petr Ptacek        | 67 | 8  | 95 | 95 | 95 | 95 | 9  | 9  | 9  | 9  | 9  | 9  | 9  |
| 6   | 8   | Lucas Alecco Roy   | 8  | 95 | 8  | 8  | 8  | 8  | 8  | 8  | 8  | 8  | 8  | 8  | 8  |
| 7   | 67  | Mikhail Spiridinov | 95 | 67 | 67 | 67 | 67 | 67 | 67 | 67 | 67 | 67 | 67 | 67 | 67 |
| 8   | 92  | Logan Hannah       | 92 | 92 | 92 | 92 | 92 | 92 | 92 | 92 |    |    |    |    |    |

## 7th Gulf 12 Hours 2017

Formula 4 UAE  
Laptimes - Race 3

14 - 16 December 2017  
Yas Marina - Abu Dhabi - 5555 mtr.

| Nbr | Name / Team name   | 1        | 2        | 3        | 4        | 5        | 6        | 7        | 8        | 9        | 10       | 11       | 12       | 13       | 14 | 15 |
|-----|--------------------|----------|----------|----------|----------|----------|----------|----------|----------|----------|----------|----------|----------|----------|----|----|
| 8   | Lucas Alecco Roy   | 2:25.878 | 2:18.330 | 2:17.248 | 2:16.149 | 2:16.583 | 2:15.614 | 2:15.654 | 2:16.168 | 2:16.407 | 2:16.421 | 2:18.941 | 3:24.904 | 3:09.691 |    |    |
| 9   | Petr Ptacek        | 2:22.728 | 2:16.711 | 2:15.718 | 2:15.443 | 2:16.304 | 2:15.593 | 2:19.034 | 2:15.355 | 2:15.170 | 2:15.457 | 2:18.063 | 3:32.148 | 3:09.748 |    |    |
| 22  | Lucas Pettersson   | 2:21.154 | 2:16.648 | 2:15.241 | 2:14.975 | 2:16.558 | 2:16.381 | 2:18.542 | 2:14.861 | 2:14.601 | 2:13.920 | 2:16.472 | 3:36.626 | 3:10.103 |    |    |
| 64  | Olli Caldwell      | 2:20.534 | 2:15.875 | 2:15.159 | 2:14.788 | 2:14.781 | 2:14.545 | 2:14.962 | 2:14.522 | 2:14.721 | 2:14.543 | 2:19.032 | 3:40.577 | 3:11.081 |    |    |
| 67  | Mikhail Spiridinov | 2:25.320 | 2:23.261 | 2:19.659 | 2:20.173 | 2:19.668 | 2:19.014 | 2:19.363 | 2:18.611 | 2:18.583 | 3:08.683 | 4:13.605 | 2:20.829 | 2:19.522 |    |    |
| 88  | Charles Weerts     | 2:21.609 | 2:15.639 | 2:15.144 | 2:15.251 | 2:16.596 | 2:16.616 | 2:17.292 | 2:14.545 | 2:14.552 | 2:14.463 | 2:15.886 | 3:36.836 | 3:11.026 |    |    |
| 92  | Logan Hannah       | 2:27.759 | 2:21.433 | 2:21.008 | 2:20.396 | 2:19.608 | 2:18.741 | 2:19.152 | 2:18.110 | 2:17.997 |          |          |          |          |    |    |
| 95  | Tom Beckhauser     | 2:26.213 | 2:18.387 | 2:15.792 | 2:15.143 | 2:14.524 | 2:14.237 | 2:16.204 | 2:14.305 | 2:14.703 | 2:14.764 | 2:15.961 | 3:36.256 | 3:10.126 |    |    |

## 7th Gulf 12 Hours 2017

Formula 4 UAE  
Sector analyse - Race 3

14 - 16 December 2017  
Yas Marina - Abu Dhabi - 5555 mtr.

| Pos | Nbr | Name / Team name   | Sector 1 |     |     | Sector 2 |     |     | Sector 3 |     |     | Theoretical best | Actual best | In |
|-----|-----|--------------------|----------|-----|-----|----------|-----|-----|----------|-----|-----|------------------|-------------|----|
|     |     |                    | time     | Lap | pos | time     | Lap | pos | time     | Lap | pos |                  |             |    |
| 1   | 64  | Olli Caldwell      | 57.547   | 6   | 3   | 47.968   | 10  | 4   | 28.875   | 8   | 3   | 2:14.390         | 2:14.522    | 8  |
| 2   | 88  | Charles Weerts     | 57.819   | 8   | 4   | 47.836   | 9   | 3   | 28.674   | 10  | 1   | 2:14.329         | 2:14.463    | 10 |
| 3   | 22  | Lucas Petersson    | 57.469   | 10  | 1   | 47.687   | 10  | 2   | 28.764   | 10  | 2   | 2:13.920         | 2:13.920    | 10 |
| 4   | 95  | Tom Beckhauser     | 57.510   | 8   | 2   | 47.637   | 8   | 1   | 29.013   | 6   | 4   | 2:14.160         | 2:14.237    | 6  |
| 5   | 9   | Petr Ptacek        | 58.014   | 9   | 5   | 48.129   | 8   | 5   | 29.018   | 9   | 5   | 2:15.161         | 2:15.170    | 9  |
| 6   | 8   | Lucas Alecco Roy   | 58.092   | 7   | 6   | 48.401   | 6   | 6   | 29.078   | 10  | 6   | 2:15.571         | 2:15.614    | 6  |
| 7   | 67  | Mikhail Spiridinov | 58.896   | 8   | 8   | 49.509   | 6   | 7   | 29.985   | 9   | 8   | 2:18.390         | 2:18.583    | 9  |
| 8   | 92  | Logan Hannah       | 58.686   | 9   | 7   | 49.510   | 9   | 8   | 29.512   | 8   | 7   | 2:17.708         | 2:17.997    | 9  |

## 7th Gulf 12 Hours 2017

Heat name : Formula 4 UAE - Race 3  
 Heat Date : 15 December 2017  
 Weather :  
 : Yas Marina - Abu Dhabi - 5555 mtr.

|                           |            |                             |            |
|---------------------------|------------|-----------------------------|------------|
| Participants Started      | : 8        | Participants Classified     | : 7        |
| Participants Finished     | : 7        | Participants Not Classified | : 2        |
| Participants Not Finished | : 1        |                             |            |
| Green flag at             | : 13:51:55 | Heat recording start time   | : 13:31:41 |
| Finish flag waved at      | : 14:23:40 | Heat recording end time     | : 14:26:43 |
| Total time under Green    | : 31:45    | Total of All Laps in Heat   | : 100      |
| Number of cautions        | : 1        | Total time under Yellow     | : 00:07:16 |
| Number of code-60's       | : 0        | Total time under Code-60    | : 00:00:00 |

### Cautions/Code-60 history during the heat

| # | Start time | End time | Duration  | Comment |
|---|------------|----------|-----------|---------|
| 1 | 13:51:55   | 983      | 31:45.119 |         |
| 2 | 14:15:26   | 14:22:42 | 7:16      |         |

### Leader history during the Heat

| # | Nbr | Lap | to Lap | Name          |
|---|-----|-----|--------|---------------|
| 1 | 64  | 1   | 13     | Olli Caldwell |

### Best Lap time history during the Heat

| # | Nbr | lap time | in lap | Name           | time of day |
|---|-----|----------|--------|----------------|-------------|
| 1 | 64  | 2:15.875 | 2      | Olli Caldwell  | 13:56:32    |
| 2 | 88  | 2:15.639 | 2      | Charles Weerts | 13:56:33    |
| 3 | 64  | 2:15.159 | 3      | Olli Caldwell  | 13:58:47    |
| 4 | 88  | 2:15.144 | 3      | Charles Weerts | 13:58:48    |
| 5 | 64  | 2:14.788 | 4      | Olli Caldwell  | 14:01:02    |
| 6 | 64  | 2:14.781 | 5      | Olli Caldwell  | 14:03:17    |
| 7 | 95  | 2:14.524 | 5      | Tom Beckhauser | 14:03:25    |
| 8 | 95  | 2:14.237 | 6      | Tom Beckhauser | 14:05:40    |

### Summary of number of laps in the lead

| # | Nbr | Name          | # Laps in the lead |
|---|-----|---------------|--------------------|
| 1 | 64  | Olli Caldwell | 13                 |

**7th Gulf 12 Hours 2017**

**Formula 4 UAE  
Final results Race 3**

**14 - 16 December 2017  
Yas Marina - Abu Dhabi - 5555 mtr.**

**Started: 8      Not Started: 0      Classified: 7      Not Classified: 1**

| Pos | Nbr | Name                     | Team                     | Gap           | Total time | Fastest  | In | Avg. Speed |
|-----|-----|--------------------------|--------------------------|---------------|------------|----------|----|------------|
| 1   | 64  | Olli Caldwell (GBR)      | SILBERPFEIL Energy Dubai | -- 13 laps -- | 31:45.120  | 2:14.522 | 8  | 136.46     |
| 2   | 88  | Charles Weerts (BEL)     | Dragon F4                | 0.335         | 31:45.455  | 2:14.463 | 10 | 136.43     |
| 3   | 22  | Lucas Petersson (SWE)    | SILBERPFEIL Energy Dubai | 0.962         | 31:46.082  | 2:13.920 | 10 | 136.39     |
| 4   | 9   | Petr Ptacek (CZE)        | Rasgaira Motorsports     | 2.352         | 31:47.472  | 2:15.170 | 9  | 136.29     |
| 5   | 95  | Tom Beckhauser (CZE)     | CRAM Motorsport          | 6.495         | 31:51.615  | 2:14.237 | 6  | 135.99     |
| 6   | 8   | Lucas Alecco Roy (GER)   | Dragon F4                | 12.868        | 31:57.988  | 2:15.614 | 6  | 135.54     |
| 7   | 67  | Mikhail Spiridinov (RUS) | GDL Racing               | 1:21.171      | 33:06.291  | 2:18.583 | 9  | 130.88     |





| Not Classified |    | Classification limit (90% of 13 Laps) = 11 Laps |              |              |           |          |   |        |  |
|----------------|----|---|--------------|--------------|-----------|----------|---|--------|--|
| DNC            | 92 | Logan Hannah (GBR)                              | Dream Racing | -- 9 laps -- | 21:04.204 | 2:17.997 | 9 | 142.36 |  |

CAR NO. 10 - 10 SECONDS TIME PENALTY - EXCEEDING TRACK LIMITS  
CAR NO. 95 - 5 SECONDS TIME PENALTY - EXCEEDING TRACK LIMITS

Fastest time : 2:13.920 in lap 10 by nbr. 22 : Lucas Petersson ()

Results and lap times : [www.getraceresults.com](http://www.getraceresults.com)

Timekeeping by : Time Service BV - Holland

|   |   |   |  |
|---|---|---|--|
| Steward<br><br>Phiroze Jhaveri | Steward<br><br>Rod Smith | Steward<br><br>Mohamed Al Hashmi | <b>Publication-time</b><br> <b>timeservice.nl</b> |
| Page 1 of 1   |   |   |  |



**7th Gulf 12 Hours 2017**

14 - 16 December 2017  
 Yas Marina - Abu Dhabi - 5555 mtr.

**Starting grid - Formula 4 UAE - Race 4**

Start Time : 17:10 - Heat Duration : 30 Minutes

| Pos | Nbr | Name | time |
|-----|-----|------|------|
|-----|-----|------|------|

| Pos | Nbr | Name | time |
|-----|-----|------|------|
|-----|-----|------|------|


----- **STARTLINE** -----  
 Pole Right


|   |    |                 |       |
|---|----|-----------------|-------|
| 2 | 95 | Tom Beckhauser  | Row 1 |
| 4 | 22 | Lucas Petersson | Row 2 |
| 6 | 64 | Olli Caldwell   | Row 3 |
| 8 | 92 | Logan Hannah    | Row 4 |


|   |    |                    |
|---|----|--------------------|
| 1 | 8  | Lucas Alecco Roy   |
| 3 | 9  | Petr Ptacek        |
| 5 | 88 | Charles Weerts     |
| 7 | 67 | Mikhail Spiridinov |

Results and lap times : [www.getraceresults.com](http://www.getraceresults.com)

Timekeeping by : Time Service BV - Holland

Clerk of the Course  
  
 Gordon Mellis  
 16.10

Steward  
  
 Phiroze Jhaveri  
 16.10

Timekeeper  
  
 H. Roelse - TimeService.nl

Publication-time

