

FINAL START GRID

26 - 29 October 2016  
FULL GP - Main Start / Main Pit In - 5555 mtr.

Startgrid - FORMULA 4 UAE - RACE 1  
Duration

Pos	Nbr	Name	time
-----	-----	------	------

Pos	Nbr	Name	time
-----	-----	------	------

----- STARTLINE -----



Pole Right

2	23	Logan SARGEANT	2:12.690
4	22	Ahmad AL MUHANNADI	2:17.371
6	3	Saif BEN SULAYEM	2:23.780

Row 1  
Row 2  
Row 3

1	21	Jonathan ABERDEIN	2:12.572
3	9	Ricky DONISON	2:14.715
5	20	Abdulrahman TOLEFAT	2:22.856

F2016032.

Results and Laptimes : <a href="http://www.raceresults.nu">www.raceresults.nu</a>		Timekeeping by : Time Service BV - Holland		Publication-time
Race Director	Steward  1522	Timekeeper 	RICHARD MILLE	
Page 1 of 1				

**FORMULA 4 UAE - QUALIFYING  
FINAL RESULT**

**26 - 29 October 2016  
FULL GP - Main Start / Main Pit In - 5555 mtr.**

Pos	Nbr	Name	Fastest	In	Gap	Diff	Laps	Km/h
1	21	Jonathan ABERDEIN	<b>2:12.572</b>	<b>7</b>			9	150.85
2	23	Logan SARGEANT	<b>2:12.690</b>	<b>8</b>	0.118	0.118	9	150.71
3	9	Ricky DONISON	<b>2:14.715</b>	<b>9</b>	2.143	2.025	9	148.45
4	22	Ahmad AL MUHANNADI	<b>2:17.371</b>	<b>9</b>	4.799	2.656	9	145.58
5	20	Abdulrahman TOLEFAT	<b>2:22.856</b>	<b>5</b>	10.284	5.485	8	139.99
6	3	Saif BEN SULAYEM	<b>2:23.780</b>	<b>6</b>	11.208	0.924	8	139.09

Fastest time : 2:12.572 in lap 7 by nbr. 21 : Jonathan ABERDEIN ()


Results and Laptimes : [www.raceresults.nu](http://www.raceresults.nu)

Timekeeping by : Time Service BV - Holland

Race Director

Steward

Timekeeper



**Publication-time**

## FORMULA 4 UAE - QUALIFYING - Final

 26 - 29 October 2016  
 FULL GP - Main Start / Main Pit In - 5555 mtr.

Pos	Nbr	Name / Team name	Sector 1			Sector 2			Sector 3			Theoretical best	Actual best	In
			time	Lap	pos	time	Lap	pos	time	Lap	pos			
1	21	Jonathan ABERDEIN	24.746	9	1	56.092	7	1	51.524	6	1	2:12.362	<b>2:12.572</b>	7
2	23	Logan SARGEANT	24.848	6	2	56.149	8	2	51.628	8	2	2:12.625	<b>2:12.690</b>	8
3	9	Ricky DONISON	24.878	6	3	56.718	8	3	52.996	9	3	2:14.592	<b>2:14.715</b>	9
4	22	Ahmad AL MUHANNADI	25.454	6	4	57.936	7	4	53.652	9	4	2:17.042	<b>2:17.371</b>	9
5	20	Abdulrahman TOLEFAT	26.893	5	5	58.960	5	6	57.003	5	6	2:22.856	<b>2:22.856</b>	5
6	3	Saif BEN SULAYEM	27.360	5	6	58.867	8	5	56.537	6	5	2:22.764	<b>2:23.780</b>	6

**FORMULA 4 UAE - QUALIFYING - Final**  
**Laptimes**
**26 - 29 October 2016**  
**FULL GP - Main Start / Main Pit In - 5555 mtr.**

Nbr	Name	Laps	lap	Lap ..1	Lap ..2	Lap ..3	Lap ..4	Lap ..5	Lap ..6	Lap ..7	Lap ..8	Lap ..9	Lap ..0
21	Jonathan ABERDEIN	9	1 - 10	2:34.749	2:16.470	2:13.391	2:12.896	2:12.850	2:12.701	2:12.572	2:14.540	2:15.061	
23	Logan SARGEANT	9	1 - 10	2:29.054	2:18.625	2:14.302	2:13.692	2:13.242	2:13.016	2:18.349	2:12.690	2:21.853	
9	Ricky DONISON	9	1 - 10	2:38.672	2:21.122	2:16.649	2:15.575	2:15.604	2:15.286	2:15.040	2:14.819	2:14.715	
22	Ahmad AL MUHANNADI	9	1 - 10	2:46.248	2:31.123	2:20.757	2:19.104	2:18.294	2:18.401	2:17.929	2:20.989	2:17.371	
20	Abdulrahman TOLEFAT	8	1 - 10	3:17.047	2:28.497	2:24.772	2:23.675	2:22.856	2:27.660	2:24.920	2:23.328		
3	Saif BEN SULAYEM	8	1 - 10	2:57.640	2:37.559	2:27.489	2:25.710	2:24.392	2:23.780	2:24.228	2:30.495		

**FORMULA 4 UAE - QUALIFYING - Final**  
**Laps and Sector Times**
**26 - 29 October 2016**  
**FULL GP - Main Start / Main Pit In - 5555 mtr.**

3 Saif BEN SULAYEM																				
lap	Sect-1	Speed	Sect-2	Speed	Sect-3	Speed	TopSpeed	laptime	pit	lap	Sect-1	Speed	Sect-2	Speed	Sect-3	Speed	Topspeed	laptime	pit	
1	Out	147.3	1:15.829	165.4	1:07.451			2:57.640		5	27.360	221.3	59.846	216.0	57.186				2:24.392	
2	29.389	201.9	1:06.468	206.9	1:01.702			2:37.559		6	27.721	221.8	59.522	212.6	56.537				2:23.780	
3	28.552	225.5	1:00.170	207.7	58.767			2:27.489		7	27.595	221.3	59.739	212.2	56.894				2:24.228	
4	27.953	218.2	1:00.284	198.9	57.473			2:25.710		8	27.475	225.0	58.867	217.7					2:30.495	

9 Ricky DONISON																				
lap	Sect-1	Speed	Sect-2	Speed	Sect-3	Speed	TopSpeed	laptime	pit	lap	Sect-1	Speed	Sect-2	Speed	Sect-3	Speed	Topspeed	laptime	pit	
1	Out	173.6	1:09.519	155.4	57.889			2:38.672		6	24.878	229.8	56.780	222.2	53.628				2:15.286	
2	26.780	211.8	1:00.062	191.5	54.280			2:21.122		7	25.017	227.4	56.940	222.7	53.083				2:15.040	
3	25.601	227.8	57.525	220.9	53.523			2:16.649		8	24.965	228.8	56.718	222.2	53.136				2:14.819	
4	25.162	228.3	57.037	221.8	53.376			2:15.575		9	24.958	228.8	56.761	222.7	52.996				2:14.715	
5	25.063	228.3	57.268	221.3	53.273			2:15.604		10										

20 Abdulrahman TOLEFAT																				
lap	Sect-1	Speed	Sect-2	Speed	Sect-3	Speed	TopSpeed	laptime	pit	lap	Sect-1	Speed	Sect-2	Speed	Sect-3	Speed	Topspeed	laptime	pit	
1	Out	182.4	1:25.672	165.6	1:07.629			3:17.047		5	26.893	228.8	58.960	220.9	52.003				2:22.856	
2	29.048	227.8	1:00.648	210.5	58.801			2:28.497		6	30.155	228.8	59.770	213.0	57.735				2:27.660	
3	27.539	227.8	59.844	215.1	57.389			2:24.772		7	27.241	228.3	59.310	221.3	58.369				2:24.920	
4	27.271	228.3	59.125	219.1	57.279			2:23.675		8	27.025	228.3	59.173	217.3	57.130				2:23.328	

21 Jonathan ABERDEIN																				
lap	Sect-1	Speed	Sect-2	Speed	Sect-3	Speed	TopSpeed	laptime	pit	lap	Sect-1	Speed	Sect-2	Speed	Sect-3	Speed	Topspeed	laptime	pit	
1	Out	170.9	1:08.969	177.6	56.001			2:34.749		6	24.813	226.9	56.364	220.4	51.524				2:12.701	
2	25.746	220.4	58.288	216.4	52.436			2:16.470		7	24.836	227.4	56.092	221.3	51.644				2:12.572	
3	25.015	227.8	56.327	220.9	52.049			2:13.391		8	24.789	227.8	56.312	223.6	53.439				2:14.540	
4	24.860	227.8	56.194	221.8	51.842			2:12.896		9	24.746	227.8	56.814	217.7	53.501				2:15.061	
5	24.845	227.8	56.365	222.2	51.640			2:12.850		10										

22 Ahmad AL MUHANNADI																				
lap	Sect-1	Speed	Sect-2	Speed	Sect-3	Speed	TopSpeed	laptime	pit	lap	Sect-1	Speed	Sect-2	Speed	Sect-3	Speed	Topspeed	laptime	pit	
1	Out	183.4	1:10.690	181.8	1:02.981			2:46.248		6	25.454	222.7	58.703	216.9	54.244				2:18.401	
2	29.425	218.2	1:02.137	173.4	59.561			2:31.123		7	25.675	223.1	57.936	216.9	54.318				2:17.929	
3	26.519	222.2	58.836	216.0	55.402			2:20.757		8	25.589	221.8	58.512	215.6	56.888				2:20.989	
4	26.018	222.2	58.692	216.0	54.394			2:19.104		9	25.536	222.7	58.183	216.9	53.652				2:17.371	
5	25.584	222.2	58.394	216.9	54.316			2:18.294		10										

23 Logan SARGEANT																				
lap	Sect-1	Speed	Sect-2	Speed	Sect-3	Speed	TopSpeed	laptime	pit	lap	Sect-1	Speed	Sect-2	Speed	Sect-3	Speed	Topspeed	laptime	pit	
1	Out	201.9	1:02.667	205.3	55.594			2:29.054		6	24.848	227.4	56.286	220.9	51.882				2:13.016	
2	26.197	211.4	59.222	201.5	53.206			2:18.625		7	25.099	226.9	57.979	184.0	55.271				2:18.349	
3	25.131	225.9	56.779	220.0	52.392			2:14.302		8	24.913	226.9	56.149	221.8	51.628				2:12.690	
4	25.173	226.9	56.388	220.4	52.131			2:13.692		9	25.749	227.8	58.024	203.0					2:21.853	
5	24.948	226.9	56.388	220.0	51.906			2:13.242		10										